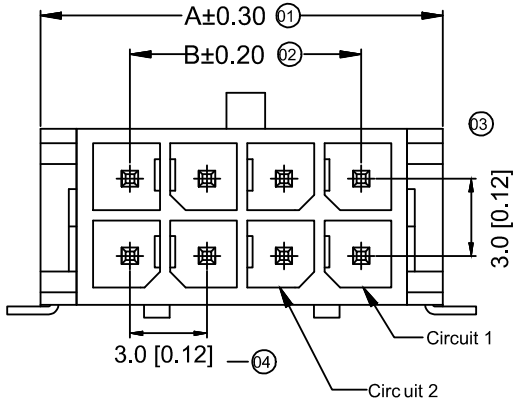

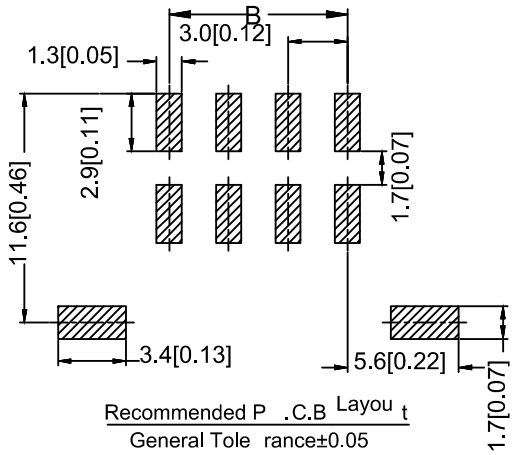

Recommended P .C.B Layout

General Tolerance±0.05

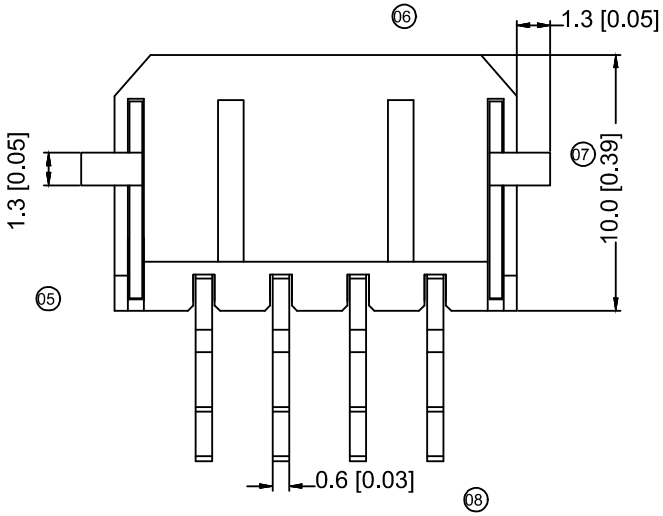

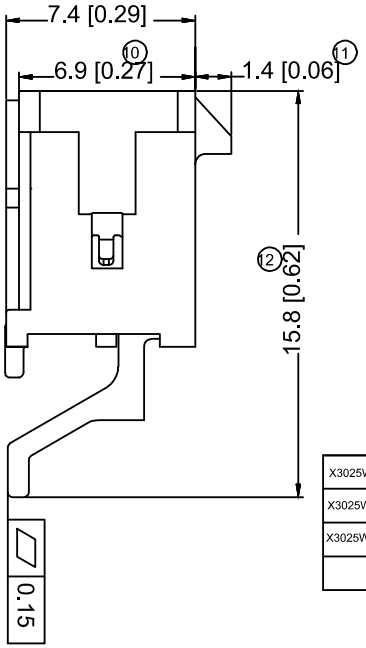

■ Specifications :

- Voltage rating: 250 V AC / DC
- Current rating: 5A AC / DC
- Withstanding voltage: 1000V AC/minute
- Temperature range: -25°C~+85°C
- Insulation resistance: ≥1000M Ω
- Contact resistance: ≤10m Ω
- After environmental testing : ≤20m Ω

X3025 W R S-2x05 D -LP SW
① ② ③ ④ ⑤ ⑥ ⑦ ⑧ ⑨

① Series No.
② Category : W-WAFER
③ Welding Board Angle : R-Straight 180°
④ Welding Way: S-SMT
⑤ Row No.-Pin No.: 2*XX-2*02P~2*22P
⑥ Plug the Pin & Special No.: D-With Solder Tabs
⑦ Material: LP-LCP 94V-0
⑧ Plating Category: SN-Bright Tin Plating;
G05-Contact Gold 5u"
SW-Fog Tin plating
⑨ Color : Blank-Natural Color

Poles	Dimensions (mm)		Poles	Dimensions (mm)	
	A	B		A	B
2*01	6.65	---	2*07	24.65	18.00
2*02	9.65	3.00	2*08	27.65	21.00
2*03	12.65	6.00	2*09	30.65	24.00
2*04	15.65	9.00	2*10	33.65	27.00
2*05	18.65	12.00	2*11	36.65	30.00
2*06	21.65	15.00	2*12	39.65	33.00

X3025WRS-2x05D-LPSW	LCP UL 94V-0	Brass	Matte tin	Brass	Tin-Plated	X3025H
X3025WRS-2x05D-LPG05			Ni:5 0u"Min;Sn:120u"Min; Contact Area Gold:5u" Min.			
X3025WRS-2x05D-LPSN			Tin-Plated			
PART N0	Material	Material(Pin)	Finish(Pin)	Material (Solder Tabs)	Finish (Solder Tabs)	Mates With XKB Housing

MARK	DESCRIPTION	DATE	REVISED	APPROVED
				XKB
ΔX				
ΔX				
ΔX				

REVISIONS

ANGLAR	±5°
L≤4	±0.2
4<L≤16	±0.3
16<L≤63	±0.4
L>63	±0.5

UNSPECIFIED TOLERANCES

www.helloxkb.com

DSND		DATE		SCALE: N/A	MODEL TYPE: 3.00 mm Crimp Style Connectors
DWN		DATE		VIEW:	PART NO.: X3025WRS-2x05D-LPSW
CHKD		DATE		UNIT: mm/in	DWG NO.: X3025WRS-2x05D-LPSW
APPD		DATE		SIZE: A4	

XKB INDUSTRIAL PRECISION CO.,LIMITED

WEIGHT	SHEET	REVISION
1.0g	1/1	A0