REVISIONS					
REV.	ECN NO.	LOCATION	DESCRIPTION	DATE	DESIGN
A1	N/A		图框升级整理图面	2024.07.31	阿 树

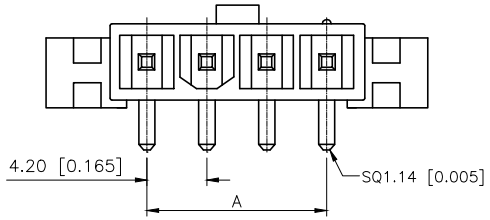

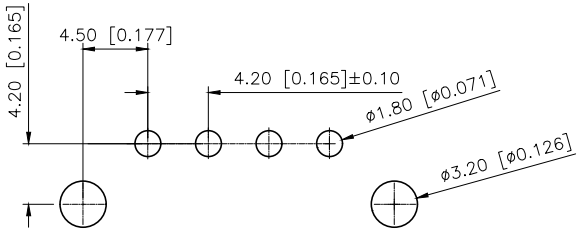

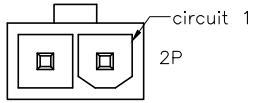

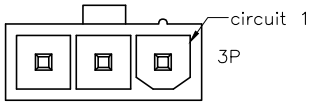

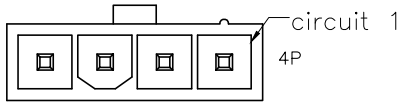

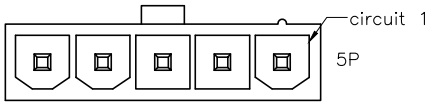

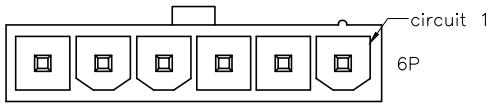

■SPECIFICATIONS
- •Voltage rating:600V AC/DC
- •Current rating:9A AC/DC
- •Withstanding Voltage:1500V AC/minute
- •Temperature range:−45°C+125°C
- •Insulation resistance:≥1000MΩ
- •Contact resistance:≤10mΩ
- •After environmental testing:≤20mΩ

PART NO.:

X9357 W R−02−ES N2 SN
① ② ③ ④ ⑤ ⑥ ⑦ ⑧

① Series No
② Category:W−Wager
③ Welding Board Angle:R−Stright 90°
④ Row No.Pin No:XX−02~06 P
⑤ Special NO:ES−has ears and screw holes
⑥ Material:N2−PA66 UL94V−2
⑦ Plating:SN−Bright tin plating
⑧ Color: Blank−Natural Color

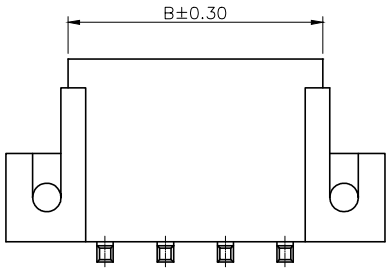

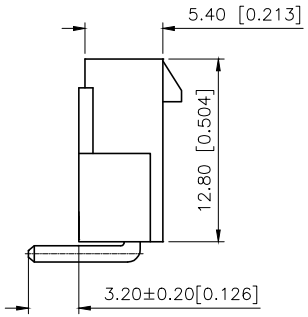

Poles	Dimensions(mm)	
	A	B
02	4.20	9.60
03	8.40	13.80
04	12.60	18.00
05	16.81	22.20
06	21.00	26.40

PART N0	Material	Material(Pin)	Finish(Pin)	Suitable XKB Housing	Q'ty/Bag
X9357WR−02ES−N2SN	Nylon 66 UL 94V−2	Brass	Tin−Plated	X9357H	1000Pas

ANGLAR	±5°
X.	±0.40
X.x	±0.30
X.xx	±0.20
X.xxx	±0.15
UNSPECIFIED TOLERANCES	

XKB INDUSTRIAL PRECISION CO.,LIMITED

DESIGN	阿 树	VIEW:	MODEL TYPE: 4.20 mm Crimp Style Connectors
CHECKED		UNIT: mm/in	PART NO.: X9357WR−02ES−N2SN
APPROVED		SIZE: A4	DWG NO.: X−X9357WR−02ES−N2SN

SCALE	PAGE	REVISION
N/A	1/1	A1