REVISIONS					
REV.	ECN NO.	LOCATION	DESCRIPTION	DATE	DESIGN
A0	N/A		INITIAL RELEASE	/	/
A1	N/A		图面升级整理图面	2025.05.19	阿树

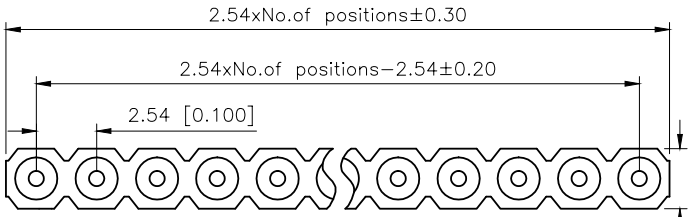

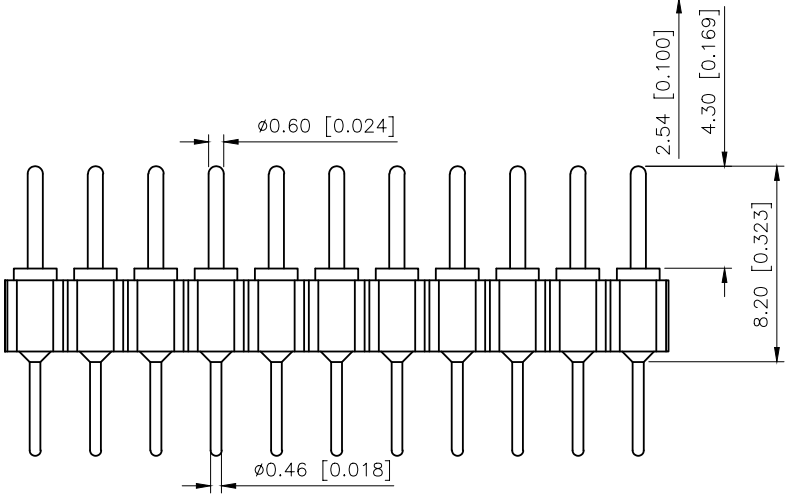

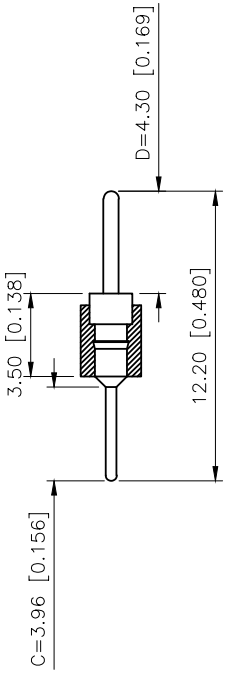

Technical Data
Pin(outer sleeve):Brass,machined CuZn38Pb2
Insulator:PPS UL94V−0 colour:black
Current rating:3Amps
Mating pin Ø:0.60mm
Contact resistance:max 10mΩ
Dielectric strength:min 1000V RMS
Operaling temperature:−40°C~+105°C
Soldering temperature:+255°C

PART NO.:

X5511 W V−03−C396 D43−1220
① ② ③ ④ ⑤ ⑥ ⑦

①Series No
②Category:W−Wafer
③Welding Board Angle:V−Stright 180°
④Row No−Pin No:XX−01P−XXP
⑤Pin Length :C=3.96mm
⑥Pin Length :D=4.3mm
⑦1220:Type1220

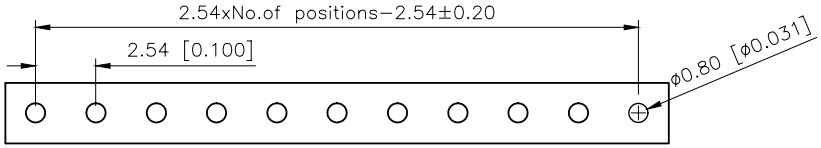

Recommended P.C.B Layout(±0.05)

X5511WV−03−C396D43−1220	PPS 94V−0	Brass	Tin Gold 1u''	X5511F
PART NO	Material	Material(Pin)	Finish(Terminal)	Mates With XKB Pin Header

AuGLAR	±5°
X.	±0.40
X.x	±0.30
X.xx	±0.20
X.xxx	±0.15
UNSPECIFIED TOLERAuCES	

XKB Connection 星创

DESIGN	阿树	VIEW:	MODEL TYPE: 2.54mm BTB Style Connector
CHECKED		UNIT: mm/in	PART NO.: X5511WV−03−C396D43−1220
APPROVED		SIZE: A4	DWG NO.: X−X5511WV−03−C396D43−1220

XKB INDUSTRIAL PRECISION CO.,LIMITED

SCALE	PAGE	REVISION
N/A	1/1	A1

www.helloxkb.com www.helloxkb.cn www.xk−dg.cn