REVISIONS					
REV.	ECN NO.	LOCATION	DESCRIPTION	DATE	DESIGN
A0	N/A		INITIAL RELEASE	/	/
A1	N/A	A1 X2	尺寸变更及料号变更，图面升级整理图面	2025.05.12	阿树

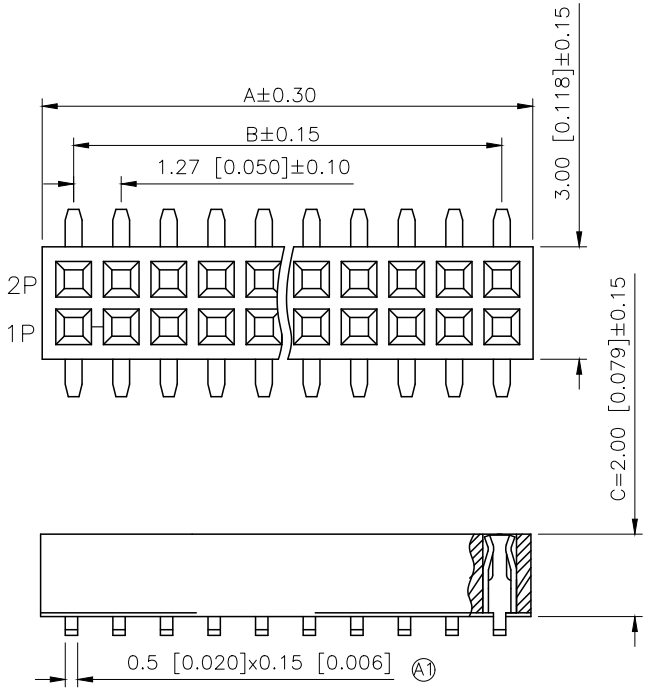

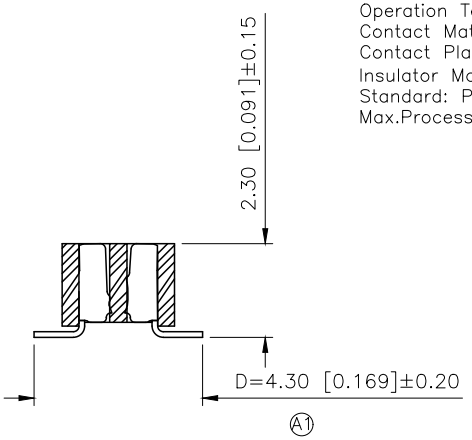

SPECIFICATIONS
Rated Current:1.0AMP
Contact Resistance:20mΩ Max
Withstand Voltage:500V AC/DC
Insulation Resistance:1000MΩ Min
Operation Temperature:−40°c to +105°c
Contact Material:Phosphor Brass
Contact Plating:Au or Sn Over Ni
Insulator Material:Polyester(UL94V−0)
Standard: PA6T
Max.Processing Temp: 230°C for 30−60 seconds
(260°C for 10 seconds)

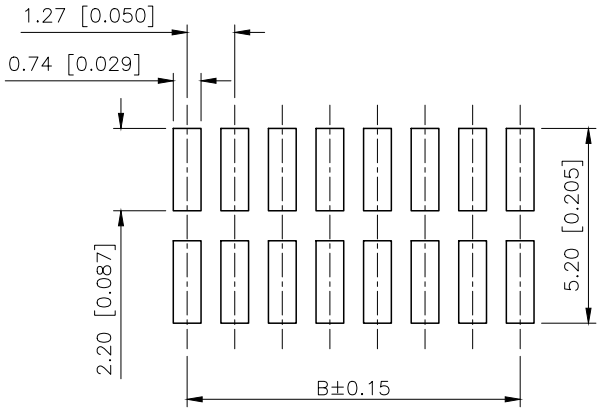

Recommended P.C.B Layout(Top Side)
(PCB BOARD TOLERANCE±0.05)

PART NO.:

X1321 F V S−2x09−C20 D43
① ② ③ ④ ⑤ ⑥ ⑦

①Series No
②Category:F−Female
③Welding Board Angle:V−Stright 180°
④Welding Way: S−SMT
⑤Row No.Pin No:2xXX−2x01~2x40P
⑥Plastic Height:C=2.0mm
⑦Pin Length:D=4.3mm

Contacts Per row	Dimensions A	Dimensions B	Contacts Per row	Dimensions A	Dimensions B
			21	27.07	25.40
2	2.94	1.27	22	28.34	26.67
3	4.21	2.54	23	29.61	27.94
4	5.48	3.81	24	30.88	29.21
5	6.75	5.08	25	32.15	30.48
6	8.02	6.35	26	33.42	31.75
7	9.29	7.62	27	34.69	33.02
8	10.56	8.89	28	35.96	34.29
9	11.93	10.16	29	37.23	35.56
10	13.10	11.43	30	38.50	36.83
11	14.37	12.70	31	39.77	38.10
12	15.64	13.97	32	41.04	39.37
13	16.91	15.24	33	42.31	40.64
14	18.18	16.51	34	43.58	41.91
15	19.45	17.78	35	44.85	43.18
16	20.72	19.05	36	46.12	44.45
17	21.99	20.32	37	47.39	45.72
18	23.26	21.59	38	48.66	46.99
19	24.53	22.86	39	49.93	48.26
20	25.90	24.13	40	51.20	49.53

AuGLAR	±5°
X.	±0.40
X.x	±0.30
X.xx	±0.20
X.xxx	±0.15
UNSPECIFIED TOLERAuCES	

XKB Connection 星创

DESIGN	阿树	VIEW:	MODEL TYPE: 1.27mm BTB Connector
CHECKED		UNIT: mm/in	PART NO.: X1321FVS−2x09−C20D43
APPROVED		SIZE: A4	DWG NO.: X−X1321FVS−2x09−C20D43

XKB INDUSTRIAL PRECISION CO.,LIMITED

SCALE	PAGE	REVISION
N/A	1/1	A1