REVISIONS					
REV.	ECN NO.	LOCATION	DESCRIPTION	DATE	DESIGN
A0	N/A		INITIAL RELEASE	/	/
A1	N/A		图面新增2PIN有无定位槽说明，尺寸修正，升级整理图面	2024.9.26	阿树

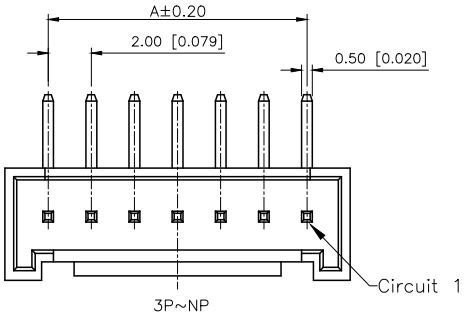

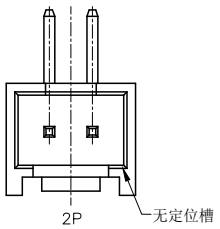

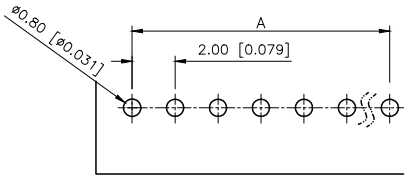

PCB LAYOUT

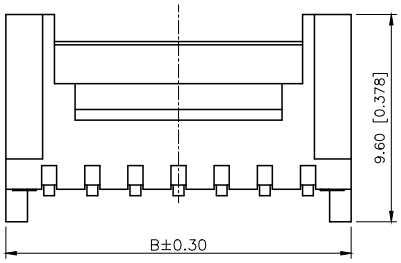

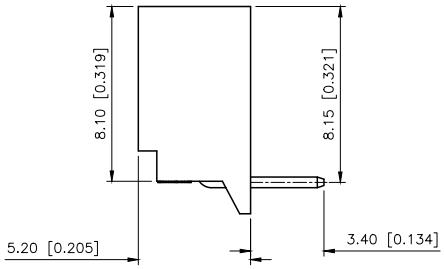

■SPECIFICATIONS
•Voltage rating:250V AC/DC
•Current rating:2A AC/DC
•Withstanding Voltage:800V AC/minute
•Temperature range:−40°C~+125°C
•Insulation resistance:≥1000MΩ
•Contact resistance:≤20mΩ
Materiai:
Rubber core: PA66 UL94V−0
Contact PIN: Brass

PART NO.:

X2011 W R−XX A−N0 SN
① ② ③ ④ ⑤ ⑥ ⑦

①Series No
②Category:W−Wafer
③Welding Board Angle:R−Stright 90°
④Row No.Pin No:XX−02~16Pin
⑤Plug the Pin&Special N0:
A−With Located Block
⑥Material:PA66 UL94V−0
⑦Planting: SN−Bright tin plating

Poles	DIM.A	DIM.B
2P	2.0	6.0
3P	4.0	8.0
4P	6.0	10.0
5P	8.0	12.0
6P	10.0	14.0
7P	12.0	16.0
8P	14.0	18.0
9P	16.0	20.0
10P	18.0	22.0
11P	20.0	24.0
12P	22.0	26.0
13P	24.0	28.0
14P	26.0	30.0
15P	28.0	32.0
16P	30.0	34.0

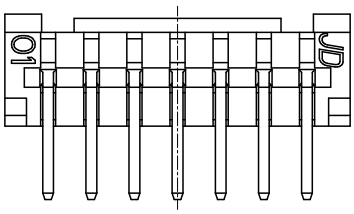

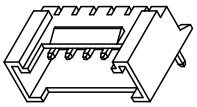

3D图示(参考)

X2011WR−XXA−N0SN	PA66 UL 94V−0	Brass	Tin−plated	2011H
PART N0	Material	Material(pin)	Finish(pin)	Suitable XKB Housing

AuGLAR	±5°
X.	±0.40
X.x	±0.30
X.xx	±0.20
X.xxx	±0.15
UNSPECIFIED TOLERAuCES	

XKB 星城 Connection

DESIGN	阿树	VIEW:	MODEL TYPE: 2.00mm Crimp Style Connector
CHECKED		UNIT: mm/in	PART NO.: X2011WR−XXA−N0SN
APPROVED		SIZE: A4	DWG NO.:

XKB INDUSTRIAL PRECISION CO.,LIMITED

SCALE	PAGE	REVISION
N/A	1/1	A1

www.helloxkb.com www.helloxkb.cn www.xk−dg.cn

REVISIONS					
REV.	ECN NO.	LOCATION	DESCRIPTION	DATE	DESIGN
A0	N/A		INITIAL RELEASE	2025.05.16	阿树
/	N/A		升级整理图面	/	/

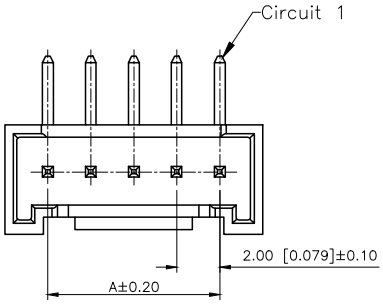

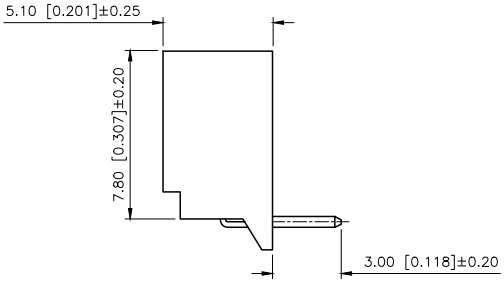

■SPECIFICATIONS
•Voltage rating:250V AC/DC
•Current rating:2A AC/DC
•Withstanding Voltage:1000V AC/minute
•Temperature range:−40°C~+105°C
•Insulation resistance:≥1000MΩ
•Contact resistance:≤20mΩ
Materiai:
Rubber core: PA46 UL94V−0
Contact PIN: Gold−plated 1U"

PART NO.:

X2011 W R−11 A−N0 SN
① ② ③ ④ ⑤ ⑥ ⑦

①Series No
②Category:W−Wafer
③Welding Board Angle:R−Stright 90°
④Row No.Pin No:XX−02~16Pin
⑤Plug the Pin&Special N0:
A−With Located Block
⑥Material:N0−PA46 UL94V−0
⑦Planting: SN−Bright Tin−plated 1U"

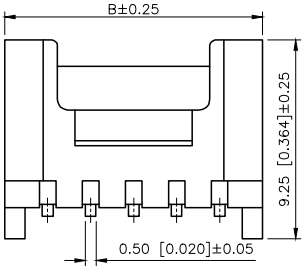

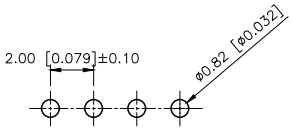

PCB LAYOUT

Poles	DIM.A	DIM.B
2P	2.0	6.0
3P	4.0	8.0
4P	6.0	10.0
5P	8.0	12.0
6P	10.0	14.0
7P	12.0	16.0
8P	14.0	18.0
9P	16.0	20.0
10P	18.0	22.0
11P	20.0	24.0
12P	22.0	26.0
13P	24.0	28.0
14P	26.0	30.0
15P	28.0	32.0
16P	30.0	34.0

X2011WR−11A−N0SN	PA46 UL 94V−0	Gold−plated 1U"	Tin−plated	2011H
PART N0	Material	Material(pin)	Finish(pin)	Suitable XKB Housing

AuGLAR	±5°
X.	±0.40
X.x	±0.30
X.xx	±0.20
X.xxx	±0.15
UNSPECIFIED TOLERAuCES	

XKB 星城 Connection

DESIGN	阿树	VIEW:	MODEL TYPE: 2.00mm Crimp Style Connector
CHECKED		UNIT: mm/in	PART NO.: X2011WR−11A−N0SN
APPROVED		SIZE: A4	DWG NO.: X−X2011WR−11A−N0SN

XKB INDUSTRIAL PRECISION CO.,LIMITED

SCALE	PAGE	REVISION
N/A	1/1	A0

www.helloxkb.com www.helloxkb.cn www.xk−dg.cn