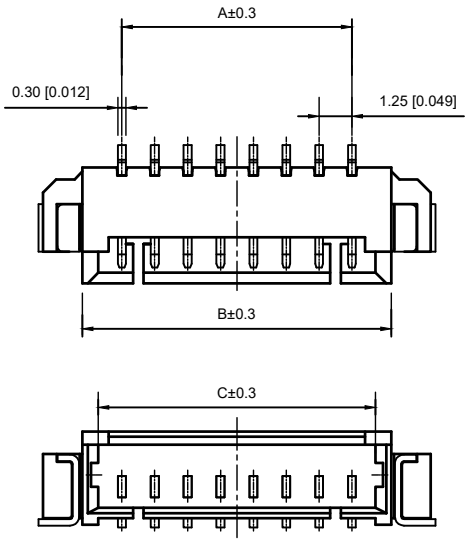

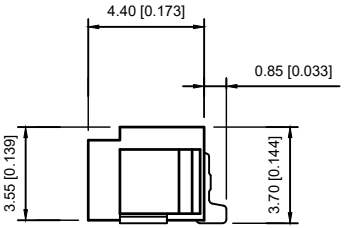

■ Specifications :

- Voltage rating: 125V AC / DC
- Current rating: 1A AC / DC
- Withstanding voltage: 250V AC/minute
- Temperature range: -25°C~+85°C
- Insulation resistance: ≥100MΩ
- Contact resistance: ≤20mΩ
- After environmental testing：≤40mΩ

X9821 W R S-15-9T SN
① ② ③ ④ ⑤ ⑥ ⑦

① Series No.
② Category：W-WAFER
③ Welding Board Angle：R-Straight 90°
④ Welding Way:S-SMT
⑤ Row No.-Pin No.: XX-02P~16P
⑥ Material : 9T-PA9T 94V-0
⑦ Plating Category: Sn-Bright Tin Plating

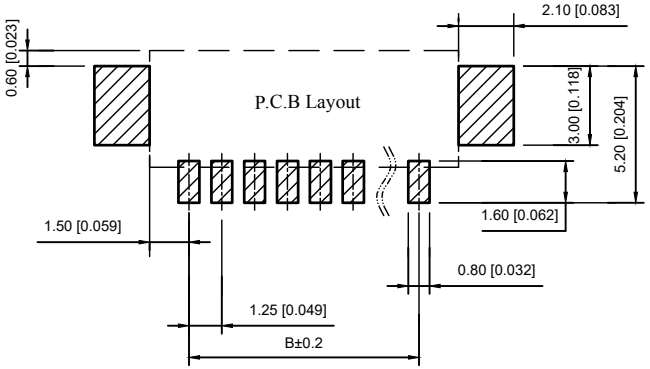

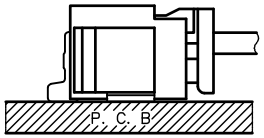

Poles	Dimensions(mm)			Poles	Dimensions(mm)		
	A	B	C		A	B	C
02	1.25	4.25	3.05	12	13.75	16.75	15.55
03	2.50	5.50	4.30	13	15.00	18.00	16.80
04	3.75	6.75	5.55	14	16.25	19.25	18.05
05	5.00	8.00	6.80	15	17.50	20.50	19.30
06	6.25	9.25	8.05	16	18.75	21.75	20.55
07	7.50	10.50	9.30				
08	8.75	11.75	10.55				
09	10.00	13.00	11.80				
10	11.25	14.25	13.05				
11	12.50	15.50	14.30				

X9821WRS-15-9TSN	PA9T UL 94V-0	Brass	Tin-Plated	X9821H
PART N0	Material	Material(pin)	Finish(pin)	Suitable XKB Housing

MARK	DESCRIPTION	DATE	REVISED	APPROVED
ΔX				
ΔX				
ΔX				

REVISIONS

UNSPECIFIED TOLERANCES	
ANGLAR	±5°
L≤4	±0.2
4<L≤16	±0.3
16<L≤63	±0.4
L>63	±0.5

DSND		DATE		SCALE: N/A
DWN		DATE		VIEW:
CHKD		DATE		UNIT: mm/in
APPD		DATE		SIZE: A4

MODEL TYPE: 1.25mm Crimp Style Connectors

PART NO.: X9821WRS-15-9TSN

DWG NO.: X-X9821WRS-15-9TSN

XKB INDUSTRIAL PRECISION CO.,LIMITED

WEIGHT	SHEET	REVISION
1.0g	1/1	A0