REVISIONS					
REV.	ECN NO.	LOCATION	DESCRIPTION	DATE	DESIGN
A0	N/A		INITIAL RELEASE	/	/
A1	N/A		图纸更正，图面升级整理图面	2024.9.04	阿树

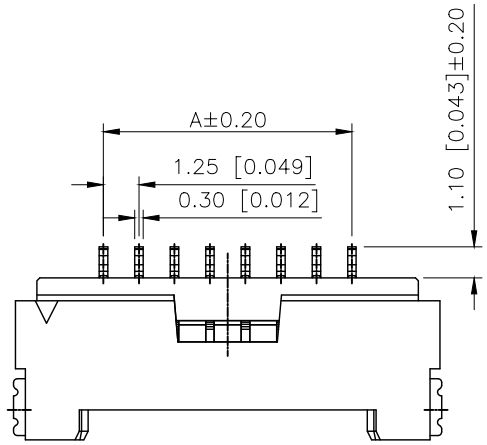

02~20P

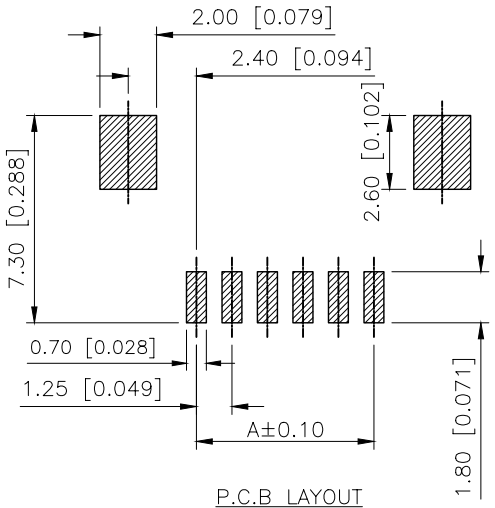

P.C.B LAYOUT

PART NO.:

X9862 W R S-06 A-6T SN
① ② ③ ④ ⑤ ⑥ ⑦ ⑧

①Series No
②Category:W-Wafer
③Welding Board Angle:R-Stright 90°
④Welding Way:S-SMT
⑤Special NO:A-With Lock
⑥Row No.Pin No:XX-02~25Pin
⑦Material : 6T-PA6T 94V-0 Beige
⑧Planting Categotry:SN-Bright tin plating

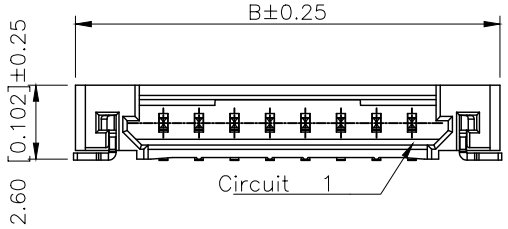

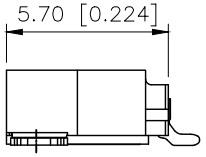

■SPECIFICATIONS
•Voltage rating:150V AC/DC
•Current rating:1A AC/DC
•Withstanding Voltage:500V AC/minute
•Temperature range:-40°C~+125°C
•Insulation resistance:≥500MΩ
•Contact resistance:≤30mΩ

Poles	Dimensions(mm)	
	A	B
02	1.25	4.40
03	2.50	5.65
04	3.75	6.90
05	5.00	8.15
06	6.25	9.40
07	7.50	10.65
08	8.75	11.90
09	10.00	13.15
10	11.25	14.40
11	12.50	15.65
12	13.75	16.90
13	15.00	18.15
14	16.25	19.40
15	17.50	20.65
20	23.75	26.90
25	30.00	33.15

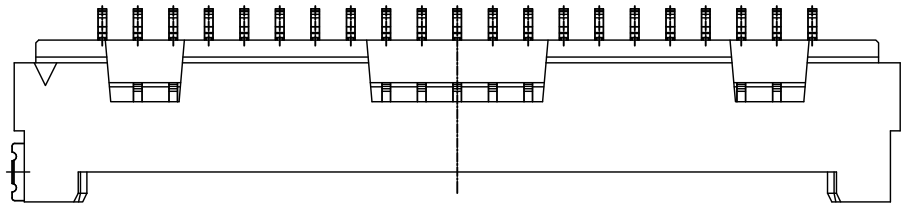

21~25P

X9862WRS-06A-6TSN	Nylon 6t	Brass	X9862H-A
PART NO	Material	Material(Pin)	Suitable XKB Housing

AuGLAR	±5°
X.	±0.40
X.x	±0.30
X.xx	±0.20
X.xxx	±0.15
UNSPECIFIED TOLERAuCES	

XKB Connection 星坤

DESIGN	阿树	VIEW:	MODEL TYPE: 1.25mm Crimp Style Connectors
CHECKED		UNIT: mm/in	PART NO.: X9862WRS-06A-6TSN
APPROVED		SIZE: A4	DWG NO.: X-X9862WRS-06A-6TSN

XKB INDUSTRIAL PRECISION CO.,LIMITED

SCALE	PAGE	REVISION
N/A	1/1	A1