| REVISIONS | | | | | |
|---|---|---|---|---|---|
| REV. | ECN NO. | LOCATION | DESCRIPTION | DATE | DESIGN |
| A0 | N/A | | INITIAL RELEASE | / | / |
| A1 | N/A | | 图纸更正，图面升级整理图面 | 2024.9.04 | 阿树 |

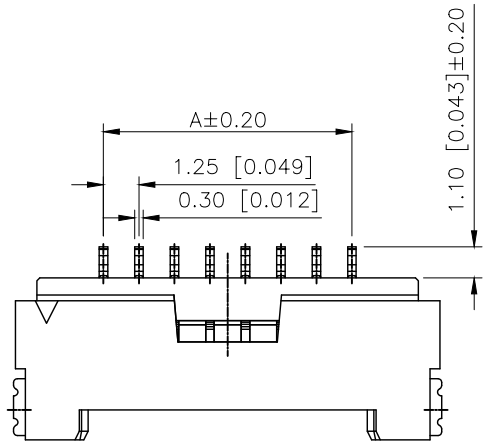


02~20P

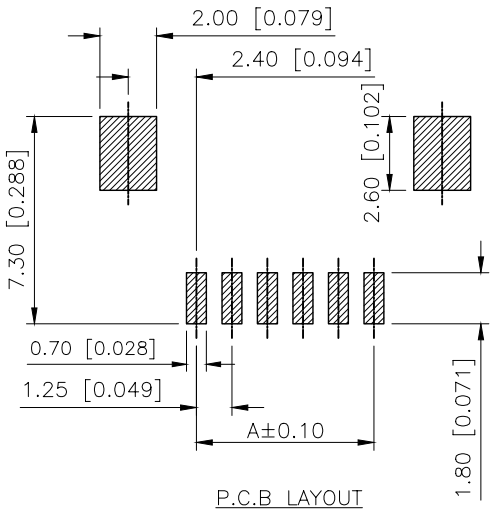


P.C.B LAYOUT

PART NO.:

X9862 W R S-04 A-6T SN
① ② ③ ④ ⑤ ⑥ ⑦ ⑧

①Series No
②Category:W-Wafer
③Welding Board Angle:R-Stright 90°
④Welding Way:S-SMT
⑤Special NO:A-With Lock
⑥Row No.Pin No:XX-02~25Pin
⑦Material : 6T-PA6T 94V-0 Beige
⑧Planting Categotry:SN-Bright tin plating

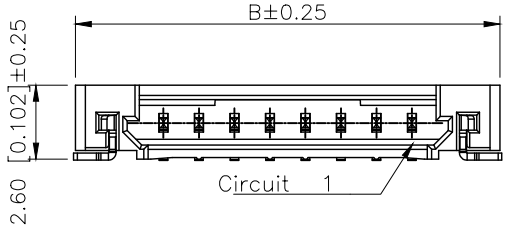


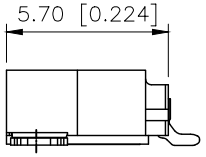


■SPECIFICATIONS
•Voltage rating:150V AC/DC
•Current rating:1A AC/DC
•Withstanding Voltage:500V AC/minute
•Temperature range:-40°C~+125°C
•Insulation resistance:≥500MΩ
•Contact resistance:≤30mΩ

| Poles | Dimensions(mm) | |
|---|---|---|
| | A | B |
| 02 | 1.25 | 4.40 |
| 03 | 2.50 | 5.65 |
| 04 | 3.75 | 6.90 |
| 05 | 5.00 | 8.15 |
| 06 | 6.25 | 9.40 |
| 07 | 7.50 | 10.65 |
| 08 | 8.75 | 11.90 |
| 09 | 10.00 | 13.15 |
| 10 | 11.25 | 14.40 |
| 11 | 12.50 | 15.65 |
| 12 | 13.75 | 16.90 |
| 13 | 15.00 | 18.15 |
| 14 | 16.25 | 19.40 |
| 15 | 17.50 | 20.65 |
| 20 | 23.75 | 26.90 |
| 25 | 30.00 | 33.15 |

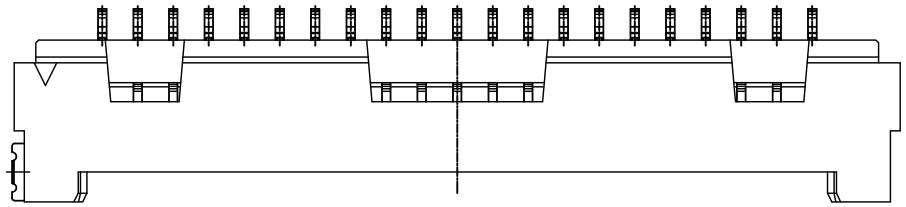

21~25P

| X9862WRS-04A-6TSN | Nylon 6t | Brass | X9862H-A |
|---|---|---|---|
| PART NO | Material | Material(Pin) | Suitable XKB Housing |

| AuGLAR | ±5° |
|---|---|
| X. | ±0.40 |
| X.x | ±0.30 |
| X.xx | ±0.20 |
| X.xxx | ±0.15 |
| UNSPECIFIED TOLERAuCES | |

XKB Connection 星坤

| | | | |
|---|---|---|---|
| DESIGN | 阿树 | VIEW: | MODEL TYPE: 1.25mm Crimp Style Connectors |
| CHECKED | | UNIT: mm/in | PART NO.: X9862WRS-04A-6TSN |
| APPROVED | | SIZE: A4 | DWG NO.: X-X9862WRS-04A-6TSN |

XKB INDUSTRIAL PRECISION CO.,LIMITED

| SCALE | PAGE | REVISION |
|---|---|---|
| N/A | 1/1 | A1 |