XKB

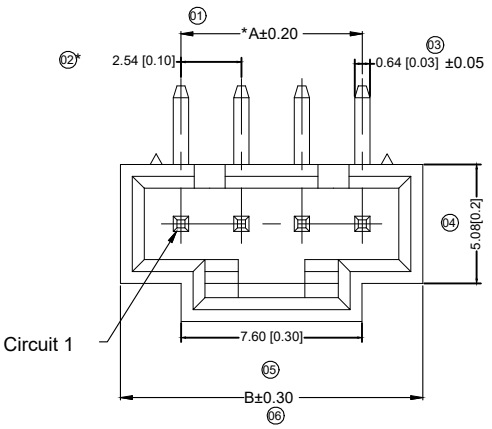

4P-24P

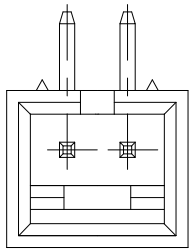

2P

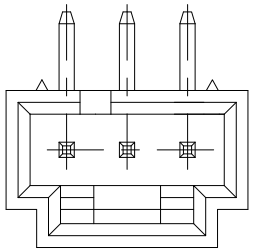

3P

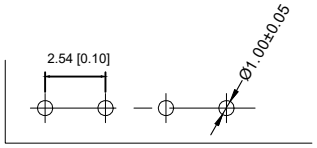

Recommand PCB Layout

Specifications XKB
规格：
Voltage rating:250V AC/DC
额定电压：250V AC/DC
Current rating:3A AC/DC
额定电流：3A AC/DC XKB
Withstanding voltage:1500V AC/minute
耐受电压：1500V AC/分钟
Temperature range:-25℃-+85℃
温度范围：-25℃-+85℃
Insulation resistance:≥1000MΩ
绝缘电阻：≥1000MΩ
Contact resistance:≤20mΩ
接触电阻：≤20mΩ XKB
After environmental testing:≤30mΩ
环境测试后：≤30兆欧

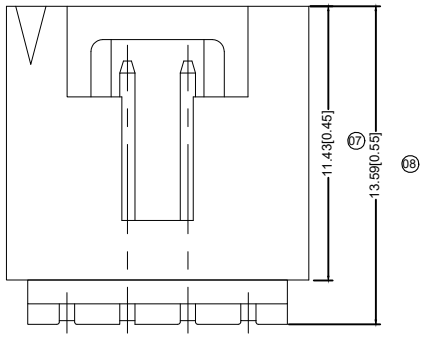

4P-24P

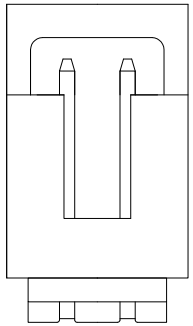

2P

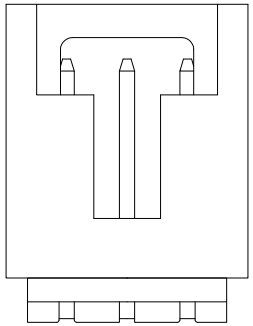

3P

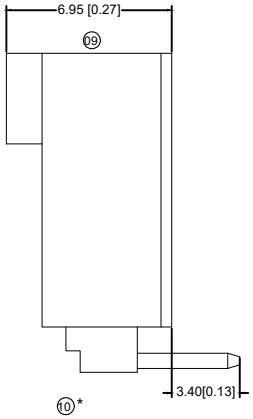

X9556 W R -05-N0V01
01 02 03 04 05 06 07 08 09

01 Series No.
02 Category：
W-wafer
03 Welding Board Angle:
R-90°
04 Welding Way:
Blank-DIP
05 Row No.-Pin No.
XX-Single row
06 Special NO.
07 Material：
N0-PA66 94V-0
08 Planting Category:
V**:All Gold-Plated
*01-1u" ; *02-2u" ; *03-3u" ; *05-5u"
*10-10u" ;*15-15 u" ; *30-30u" ; *50-50u"
SN-Bright tin plating 70U"
SN1-Bright tin plating 120U"Min. ;
SW-Fog Tin plating
09 Color：
Blank-natural color

Poles	Dimensions (mm)	
	A	B
2	2.54	7.62
3	5.08	10.16
4	7.62	12.70
5	10.16	15.24
6	12.70	17.78
7	15.24	20.32
8	17.78	22.86
9	20.32	25.40
10	22.86	27.94
11	25.40	30.48
12	27.94	33.02
13	30.48	35.56
14	33.02	38.10
15	35.56	40.64
16	38.10	43.18
17	40.64	45.72
18	43.18	48.26
19	45.72	50.80
20	48.26	53.34
21	50.80	55.88
22	53.34	58.42
23	55.88	60.96
24	58.42	63.50

X9556WR-05-N0V01	Nylon 66 UL 94V-0	Brass	Gold-Flash	X9556H
PART N0	Material	Material(Pin)	Finish(Pin)	Suitable XKB Housing

						XKB
				XKB	ANGLAR	±5°
ΔX					L≤4	±0.2
ΔX					4<L≤16	±0.3
ΔX					16<L≤63	±0.4
MARK	DESCRIPTION	DATE	REVISED	APPROVED	L>63	±0.5
REVISIONS					UNSPECIFIED TOLERANCES	

www.helloxkb.com

DSND		DATE		SCALE: N/A
DWN		DATE		VIEW:
CHKD		DATE		UNIT: mm/in
APPD		DATE		SIZE: A4

XKB INDUSTRIAL PRECISION CO.,LIMITED

MODEL TYPE:
2.54 mm Crimp Style Connectors
PART NO.:
X9556WR-05-N0V01
DWG NO.:
X-X9556WR-05-N0V01

WEIGHT	SHEET	REVISION
1.0g	1/1	A0