| REVISIONS | | | | | |
|---|---|---|---|---|---|
| REV. | ECN NO. | LOCATION | DESCRIPTION | DATE | DESIGN |
| A1 | N/A | | | 2025.12.19 | |
| A2 | N/A | | | 2026.03.30 | |

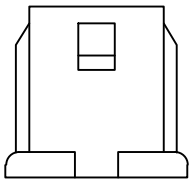

2Y/3Y

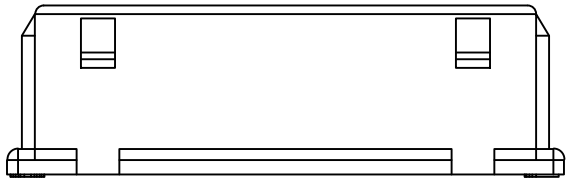

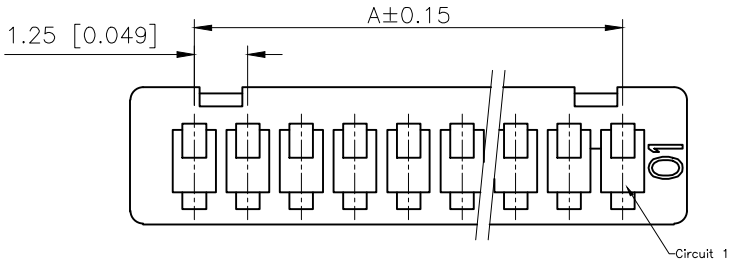


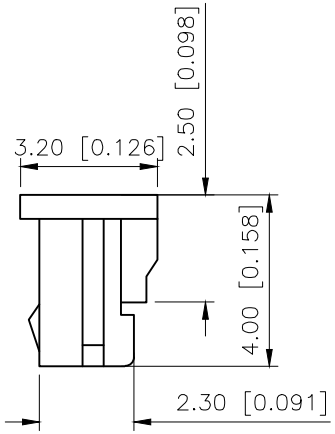


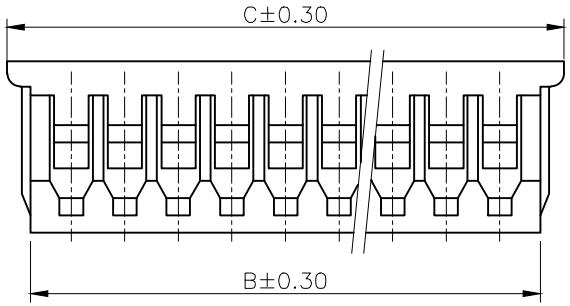


■SPECIFICATIONS
- Voltage rating:125V AC/DC
- Current rating:1A AC/DC
- Withstanding Voltage:250V AC/minute
- Temperature range:−45°C~+125°C
- Insulation resistance:≥100MΩ
- Contact resistance:≤20mΩ
- After environmental testing:≤40mΩ

PART NO.:

X9821 H M−05 A−PT HF

Series No
Category:H−HSG
Category:M−Male Housing
Row No.Pin No:XX−02~16Pin
Plug the Pin &Special No.:A−No Gap
Material:PT−PBT 94V−0
N0−PA66 94V−0
HF−Halogen free

| Poles | Dimension mm | | | Poles | Dimension mm | | |
|---|---|---|---|---|---|---|---|
| | A | B | C | | A | B | C |
| 2 | 1.25 | 2.95 | 4.25 | 10 | 11.25 | 12.95 | 14.25 |
| 3 | 2.50 | 4.20 | 5.50 | 11 | 12.50 | 14.20 | 15.50 |
| 4 | 3.75 | 5.45 | 6.75 | 12 | 13.75 | 15.45 | 16.75 |
| 5 | 5.00 | 6.70 | 8.00 | 13 | 15.00 | 16.70 | 18.00 |
| 6 | 6.25 | 7.95 | 9.25 | 14 | 16.25 | 17.95 | 19.25 |
| 7 | 7.50 | 9.20 | 10.50 | 15 | 17.50 | 19.20 | 20.50 |
| 8 | 8.75 | 10.45 | 11.75 | 16 | 18.75 | 20.45 | 21.75 |
| 9 | 10.00 | 11.70 | 13.00 | | | | |

| | | | |
|---|---|---|---|
| X9821HM−05A−N0HF | Nylon 66 UL 94V−0 Halogen−Free | X9821TF | X9821W |
| X9821HM−05A−PTHF | PBT UL 94V−0 Halogen−Free | | |
| PART N0 | Material | Suitable XKB Terminal | Suitable XKB Wafer |

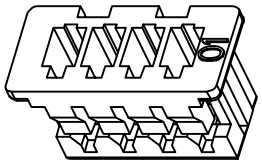

3D ( )

| AuGLAR | ±5° |
|---|---|
| X. | ±0.40 |
| X.x | ±0.30 |
| X.xx | ±0.20 |
| X.xxx | ±0.15 |
| UNSPECIFIED TOLERAuCES | |

XKB Connection

| | | | |
|---|---|---|---|
| DESIGN | | VIEW: | MODEL TYPE: 1.25mm Crimp Style Connectors |
| CHECKED | | UNIT: mm/in | PART NO.: X9821HM−05A−PTHF |
| APPROVED | | SIZE: A4 | DWG NO.: |

XKB INDUSTRIAL PRECISION CO.,LIMITED

| SCALE | PAGE | REVISION |
|---|---|---|
| N/A | 1/1 | A2 |