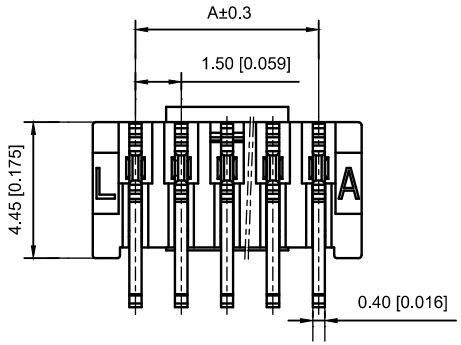


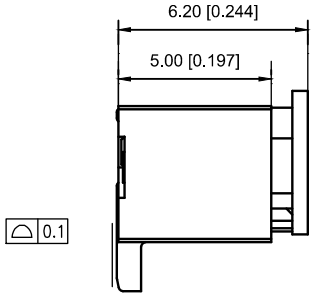


## ■ Specifications：

- Voltage rating: 350V AC / DC
- Current rating: 3A AC / DC
- Withstanding voltage: 500V AC/minute
- Temperature range: -55°C~+105°C
- Insulation resistance: ≥100MΩ
- Contact resistance: ≤20mΩ
- After environmental testing：≤40mΩ

X1511 W V S-07 HF-LP SW
① ② ③ ④ ⑤ ⑥ ⑦ ⑧

① Series No.
② Category：W-WAFER
③ Welding Board Angle：V-Straight 180°
④ Welding Way:S-SMT
⑤ Row No.-Pin No.: XX-02P~15P
⑥ Plug the Pin & Special N0.:HF-Halogen free
⑦ Material : 9T-PA9T;46-PA46;LP-LCP 94V-0
⑧ Planting Categotry:SW-Matte Tin Plating

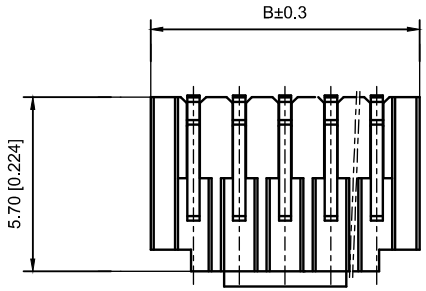


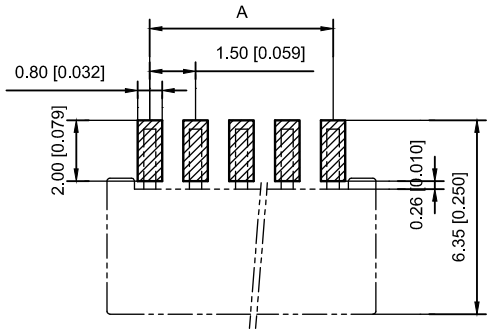


PCB LAYOUT

| Poles | Dimensions(mm) | | |
|---|---|---|---|
| | A | B | C |
| 02 | 1.50 | 4.30 | 3.70 |
| 03 | 3.00 | 5.80 | 5.20 |
| 04 | 4.50 | 7.30 | 6.70 |
| 05 | 6.00 | 8.80 | 8.20 |
| 06 | 7.50 | 10.30 | 9.70 |
| 07 | 9.00 | 11.80 | 11.20 |
| 08 | 10.50 | 13.30 | 12.70 |
| 09 | 12.00 | 14.80 | 14.20 |
| 10 | 13.50 | 16.30 | 15.70 |
| 11 | 15.00 | 17.80 | 17.20 |
| 12 | 16.50 | 19.30 | 18.70 |
| 13 | 18.00 | 20.80 | 20.20 |
| 14 | 19.50 | 22.30 | 21.70 |
| 15 | 21.00 | 23.80 | 23.20 |

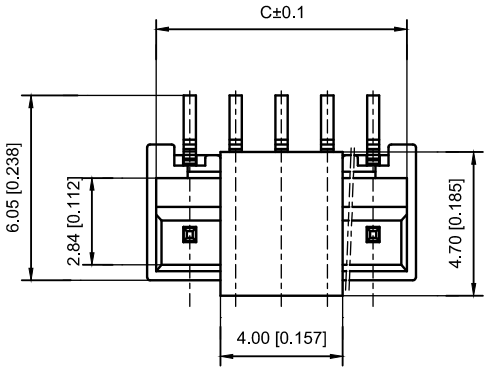


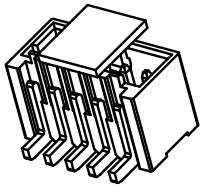

| | | | | |
|---|---|---|---|---|
| X1511WVS-07HF-LPSW | LCP UL 94V-0 Halogen Free | Brass | Matte Tin Plating | X1511T |
| PART N0 | Material | Material(Pin&Solder Tab) | Finish(Pin) | Suitable XKB Terminal |

| MARK | DESCRIPTION | DATE | REVISED | APPROVED |
|---|---|---|---|---|
| | | | | |
| ΔX | | | | |
| ΔX | | | | |
| ΔX | | | | |

REVISIONS

| ANGLAR | ±5° |
|---|---|
| L≤4 | ±0.2 |
| 4<L≤16 | ±0.3 |
| 16<L≤63 | ±0.4 |
| L>63 | ±0.5 |

UNSPECIFIED TOLERANCES

www.xk-dg.cn www.helloxkb.com www.helloxkb.cn

| | | | | |
|---|---|---|---|---|
| DSND | | DATE | | SCALE: N/A |
| DWN | | DATE | | VIEW: |
| CHKD | | DATE | | UNIT: mm/in |
| APPD | | DATE | | SIZE: A4 |

XKB INDUSTRIAL PRECISION CO.,LIMITED

MODEL TYPE: 1.5mm Crimp Style Connectors
PART NO.: X1511WVS-07HF-LPSW
DWG NO.: X-X1511WVS-07HF-LPSW

| WEIGHT | SHEET | REVISION |
|---|---|---|
| 1.0g | 1/1 | A0 |