REVISIONS					
REV.	ECN NO.	LOCATION	DESCRIPTION	DATE	DESIGN
A0	N/A		INITIAL RELEASE	2025.06.22	阿树
/	N/A		/	/	/

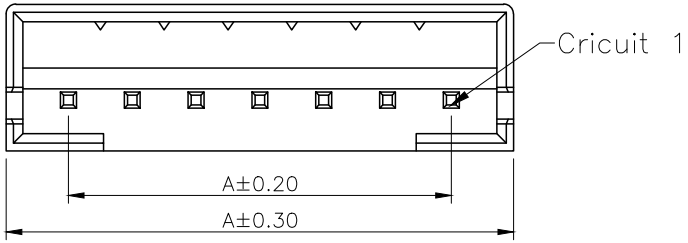

■SPECIFICATIONS
- Voltage rating:100V AC/DC
- Current rating:2A AC/DC
- Withstanding Voltage:800V AC/minute
- Temperature range:−40°C~+125°C
- Insulation resistance:≥1000MΩ
- Contact resistance:≤20mΩ

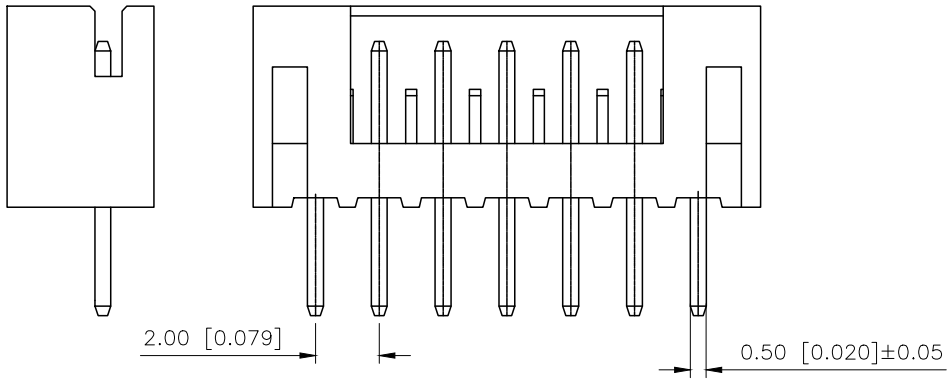

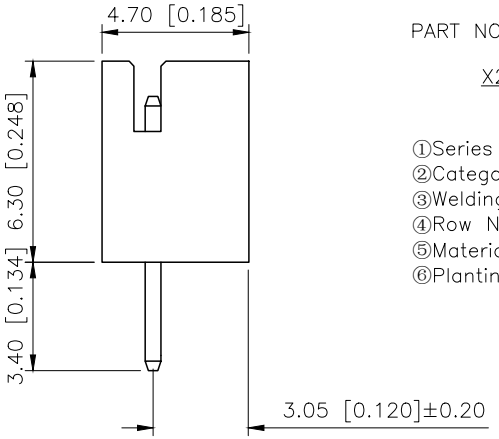

PART NO.:

X2016 W V−02−N0 SN
① ② ③ ④ ⑤ ⑥

①Series No
②Category:W−Wafer
③Welding Board Angle:V−Stright 180°
④Row No.Pin No:XX−02~16Pin
⑤Material: N0−PA66 94V−0
⑥Planting:SN−Bright Tin Plating

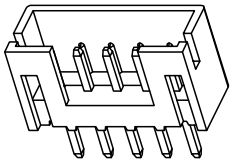

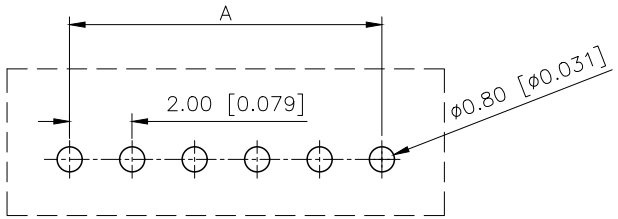

P.C.B LAYOUT

Poles	Dimensions(mm)		Poles	Dimensions(mm)	
	A	B		A	B
2	2.00	6.10	10	18.00	22.10
3	4.00	8.10	11	20.00	24.10
4	6.00	10.10	12	22.00	26.10
5	8.00	12.10	13	24.00	28.10
6	10.00	14.10	14	26.00	30.10
7	12.00	16.10	15	28.00	32.10
8	14.00	18.10	16	30.00	34.10
9	16.00	20.10			

X2016WV−02−N0SN	PA66	Brass	X2016H
PART N0	Material	Material(Pin)	Suitable XKB Housing

AuGLAR	±5°
X.	±0.40
X.x	±0.30
X.xx	±0.20
X.xxx	±0.15
UNSPECIFIED TOLERAuCES	

XKB 星坤 Connection

DESIGN	阿树	VIEW:	MODEL TYPE: 2.00mm Crimp Style Connectors
CHECKED		UNIT: mm/in	PART NO.: X2016WV−02−N0SN
APPROVED		SIZE: A4	DWG NO.:

XKB INDUSTRIAL PRECISION CO.,LIMITED

SCALE	PAGE	REVISION
N/A	1/1	/