REVISIONS					
REV.	ECN NO.	LOCATION	DESCRIPTION	DATE	DESIGN
A0	N/A		INITIAL RELEASE	/	/
A1	N/A		图面升级整理图面	2025.07.07	阿树

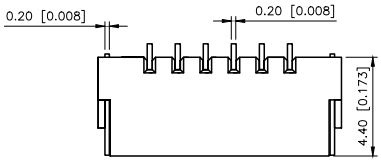

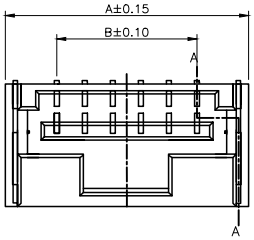

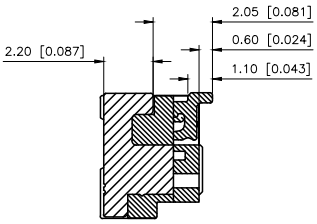

SECTION A–A

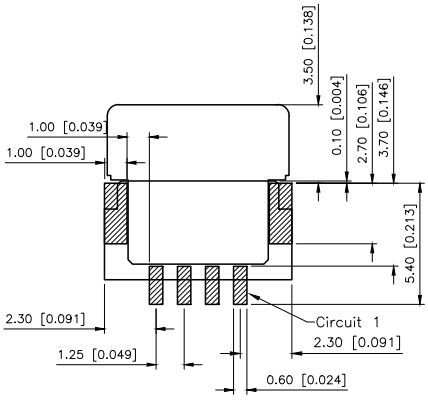

PCB LAYOUT

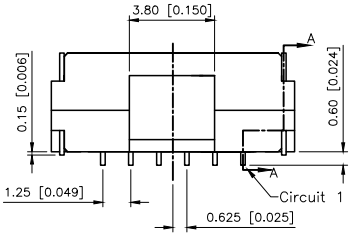

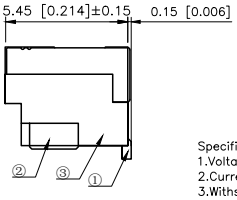

Specifications(规格):
1.Voltage rating(额定电压):DC 50V
2.Current rating(额定电流):1A AC/DC
3.Withstanding voltage(耐压值):≥250V AC/minute
4.Insulation resistance(绝缘电阻):≥100MΩ Min
5.Contact resistance(接触电阻):≤20mΩ Max
6.Temperature range(使用温度):−40℃~+125℃
7.Plug-in force(插入力):≥3N(per pin)
8.Plug-out force(拔出力):≥0.3N(per pin)

PART NO.:

X1254 W R S-04-LP SW
① ② ③ ④ ⑤ ⑥ ⑦

①Series No
②Category:W-Wafer
③Welding Board Angle:R-Stright 90°
④Welding Way: S-SMT
⑤Row No.Pin No:XX-02~07Pin
⑥Material:LP-LCP UL94V-0
⑦Planting: SW-Matte tin plating

Circuit	Dimensions(mm)	
	A	B
02	5.85	1.25
03	7.10	2.50
04	8.35	3.75
05	9.60	5.00
06	10.85	6.25
07	12.10	7.50

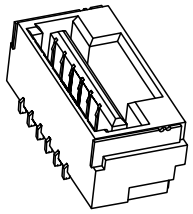

X1254WRS-04-LPSW	LCP	Brass	Tin-Plated	X1254H
PART NO	Material	Material(Pin)	Finsh(Pin)	Suitable XKB Housing

AuGLAR	±5°
X.	±0.40
X.x	±0.30
X.xx	±0.20
X.xxx	±0.15
UNSPECIFIED TOLERAuCES	

XKB 星城 Connection

DESIGN	阿树	VIEW:	MODEL TYPE: 1.25mm Crimp Style Connector
CHECKED		UNIT: mm/in	PART NO.: X1254WRS-04-LPSW
APPROVED		SIZE: A4	DWG NO.:

XKB INDUSTRIAL PRECISION CO.,LIMITED

SCALE	PAGE	REVISION
N/A	1/2	A1

www.helloxkb.com www.helloxkb.cn www.xk-dg.cn

REVISIONS					
REV.	ECN NO.	LOCATION	DESCRIPTION	DATE	DESIGN
A0	N/A		INITIAL RELEASE	/	/
A1	N/A		图面升级整理图面	2025.07.07	阿树

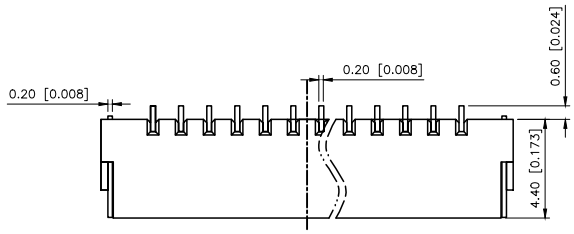

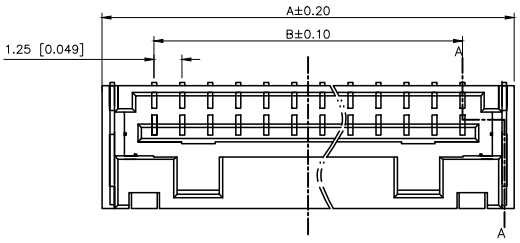

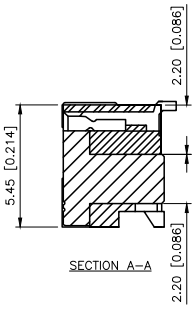

SECTION A–A

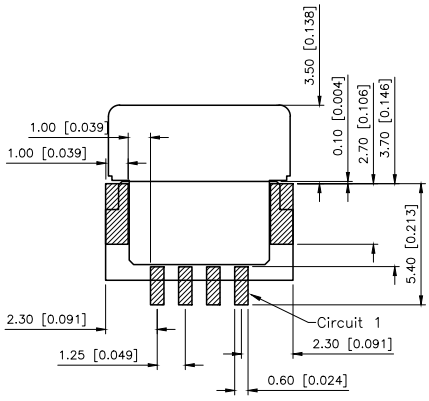

PCB LAYOUT

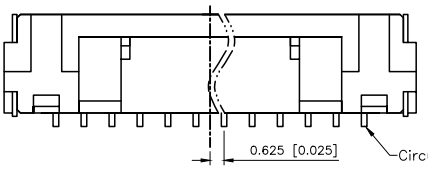

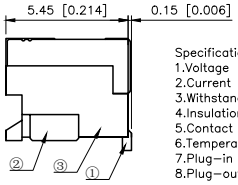

Specifications(规格):
1.Voltage rating(额定电压):DC 50V
2.Current rating(额定电流):1A AC/DC
3.Withstanding voltage(耐压值):≥250V AC/minute
4.Insulation resistance(绝缘电阻):≥100MΩ Min
5.Contact resistance(接触电阻):≤20mΩ Max
6.Temperature range(使用温度):−40℃~+125℃
7.Plug-in force(插入力):≥3N(per pin)
8.Plug-out force(拔出力):≥0.3N(per pin)

PART NO.:

X1254 W R S-04-LP SW
① ② ③ ④ ⑤ ⑥ ⑦

①Series No
②Category:W-Wafer
③Welding Board Angle:R-Stright 90°
④Welding Way: S-SMT
⑤Row No.Pin No:XX-08~15Pin
⑥Material:LP-LCP UL94V-0
⑦Planting: SW-Matte tin plating

Circuit	Dimensions(mm)	
	A	B
08	13.35	8.75
09	14.60	10.00
10	15.85	11.25
11	17.10	12.50
12	18.35	13.75
13	19.60	15.00
14	20.85	16.25
15	22.10	17.50

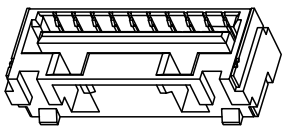

X1254WRS-04-LPSW	LCP	Brass	Tin-Plated	X1254H
PART NO	Material	Material(Pin)	Finsh(Pin)	Suitable XKB Housing

AuGLAR	±5°
X.	±0.40
X.x	±0.30
X.xx	±0.20
X.xxx	±0.15
UNSPECIFIED TOLERAuCES	

XKB 星城 Connection

DESIGN	阿树	VIEW:	MODEL TYPE: 1.25mm Crimp Style Connector
CHECKED		UNIT: mm/in	PART NO.: X1254WRS-04-LPSW
APPROVED		SIZE: A4	DWG NO.:

XKB INDUSTRIAL PRECISION CO.,LIMITED

SCALE	PAGE	REVISION
N/A	2/2	A1

www.helloxkb.com www.helloxkb.cn www.xk-dg.cn