REVISIONS					
REV.	ECN NO.	LOCATION	DESCRIPTION	DATE	DESIGN
A0	N/A		INITIAL RELEASE		
A1	N/A		图面升级整理图面	2024.08.29	阿树

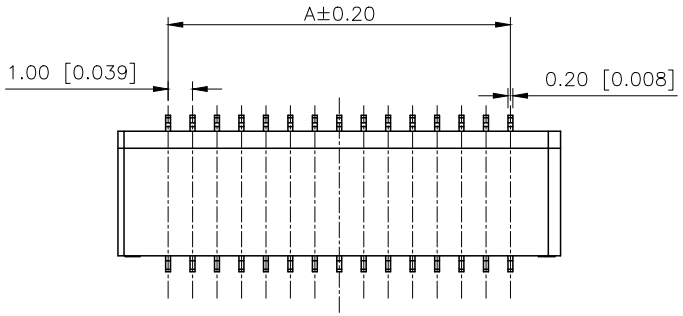

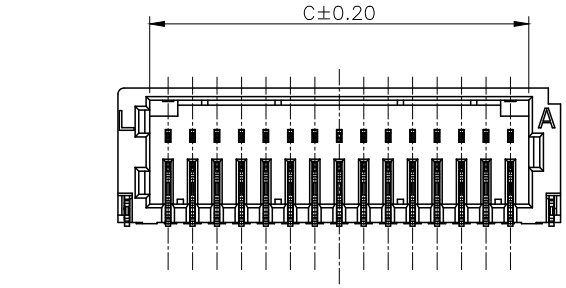

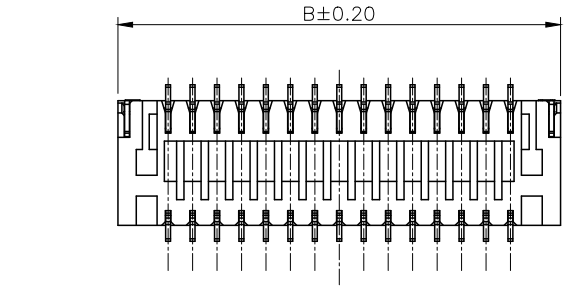

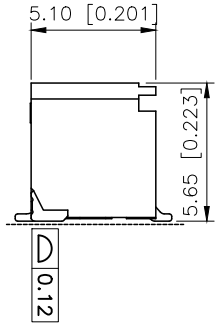

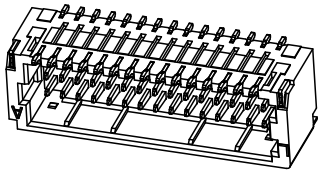

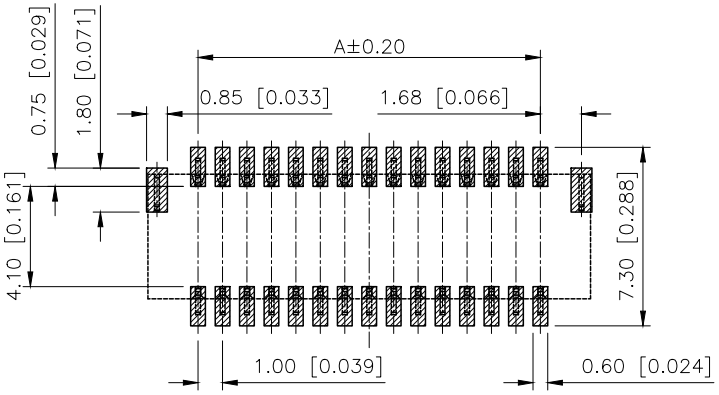

P.C.B Layout

■SPECIFICATIONS
- Voltage rating:50V AC/DC
- Current rating:1A AC/DC
- Withstanding Voltage:500V AC/minute
- Temperature range:−40°C~+125°C
- Insulation resistance:≥100MΩ
- Contact resistance:≤20mΩ

PART NO.:

X1011 W R S−2x15−9T V01
① ② ③ ④ ⑤ ⑥ ⑦

1. Series No
2. Category:W−Wafer
3. Welding Board Angle:R−Stright 90°
4. WELDING Way:S−SMT
5. Row No.Pin No:2xXX−2x05~2x25Pin
6. Material:9T−PA9T UL94V−0
7. Plating:SN−Bright tin plating
   V01−All Gold Flash

Poles	Dimensions/mm		
	A	B	C
2x05	4.00	8.10	5.50
2x06	5.00	9.10	6.50
2x08	7.00	11.10	8.50
2x10	9.00	13.10	10.50
2x11	10.00	14.10	11.50
2x12	11.00	15.10	12.50
2x15	14.00	18.10	15.50
2x20	19.00	23.10	20.50
2x25	24.00	28.10	25.50

PART NO	Material	Material(Pin And Solder Tabs)	Finish(Pin And Solder Tabs)	Suitable XKB Terminal
X1011WRS−2x15−9TV01	PA9T UL 94V−0	Phosphor Bronze	Gold−Flash	X1011T
X1011WRS−2x15−9TSN			TIN−Plated	

ANGLAR	±5°
X.	±0.40
X.x	±0.30
X.xx	±0.20
X.xxx	±0.15
UNSPECIFIED TOLERANCES	

XKB Connection

DESIGN	阿树	VIEW:	MODEL TYPE: 1.0mm Crimp Style Connector
CHECKED		UNIT: mm/in	PART NO.: X1011WRS−2x15−9TV01
APPROVED		SIZE: A4	DWG NO.: X−X1011WRS−2x15−9TV01

XKB INDUSTRIAL PRECISION CO.,LIMITED

SCALE	PAGE	REVISION
N/A	1/1	A1