REVISIONS					
REV.	ECN NO.	LOCATION	DESCRIPTION	DATE	DESIGN
A0	N/A		INITIAL RELEASE		
A1	N/A		pin数表尺寸补充，图面升级整理图面	2024.08.19	阿树

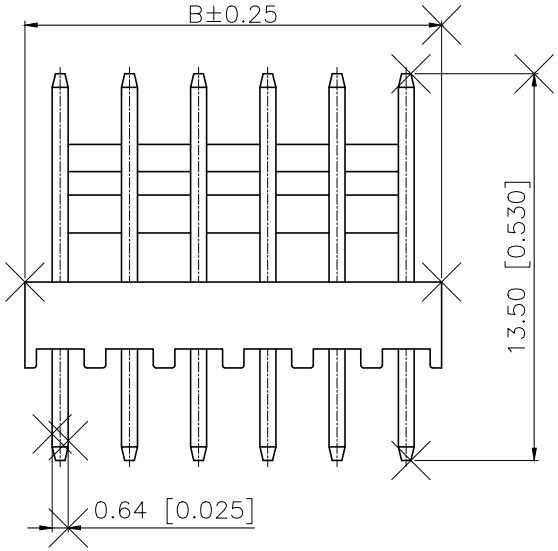

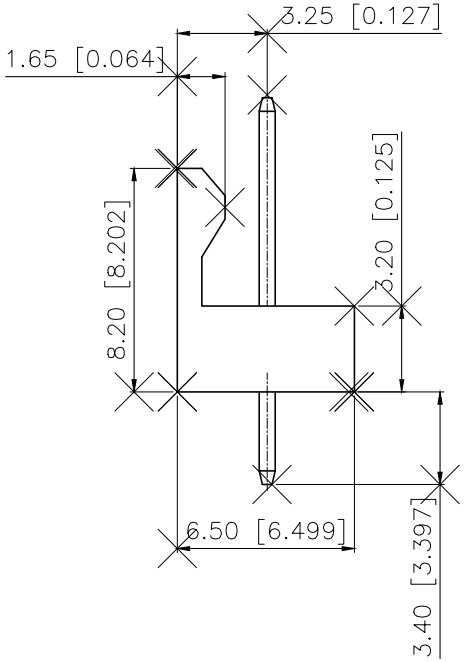

■SPECIFICATIONS
- •Voltage rating:250V AC/DC
- •Current rating:2A AC/DC
- •Withstanding Voltage:1500V AC/minute
- •Temperature range:−25°C~+85°C
- •Insulation resistance:≥1000MΩ
- •Contact resistance:≤20mΩ

PART NO.:

X9254 W V−08−N0 SN
① ② ③ ④ ⑤ ⑥

1.Series No
2.Category:W−Wafer
3.Welding Board Angle:V−Stright 180°
4.Row No.Pin No:XX−04−08
5.Material:N0−Nylon66 UL94V−0
6.Plating:SN−Tin Plated

Poles	DIM	
	A	B
02	2.54	5.08
03	5.08	7.62
04	7.62	10.16
05	10.16	12.70
06	12.70	15.24
07	15.24	17.78
08	17.78	20.32
09	20.32	22.86
10	22.86	25.40
11	25.40	27.94
12	27.94	30.48

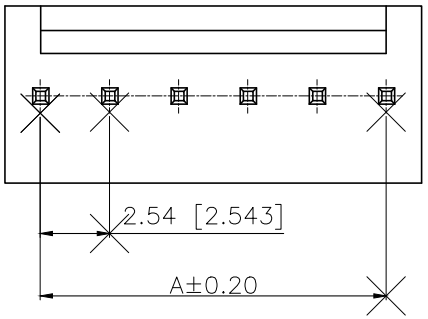

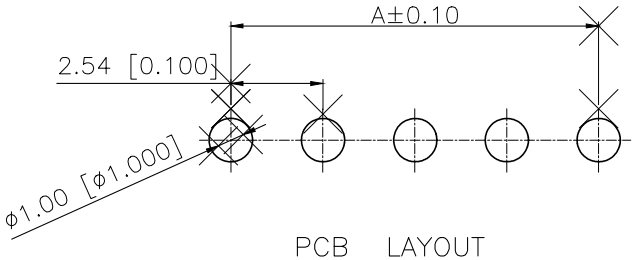

PCB LAYOUT

X9254WV−08−N0SN	Nylon66	Tin Plated	X9254H
PART N0	Material	Material(Brass)	Suitable XKB Housing

ANGLAR	±5°
X.	±0.40
X.x	±0.30
X.xx	±0.20
X.xxx	±0.15
UNSPECIFIED TOLERANCES	

XKB 星创 Connection

DESIGN	阿树	VIEW:	MODEL TYPE: 2.54mm Crimp Style Connector
CHECKED		UNIT: mm/in	PART NO.: X9254WV−08−N0SN
APPROVED		SIZE: A4	DWG NO.: X−X9254WV−08−N0SN

XKB INDUSTRIAL PRECISION CO.,LIMITED

SCALE	PAGE	REVISION
N/A	1/1	A1