REVISIONS					
REV.	ECN NO.	LOCATION	DESCRIPTION	DATE	DESIGN
A0	N/A		INITIAL RELEASE	/	/
A1	N/A		图面升级整理图面	2024.9.28	阿树

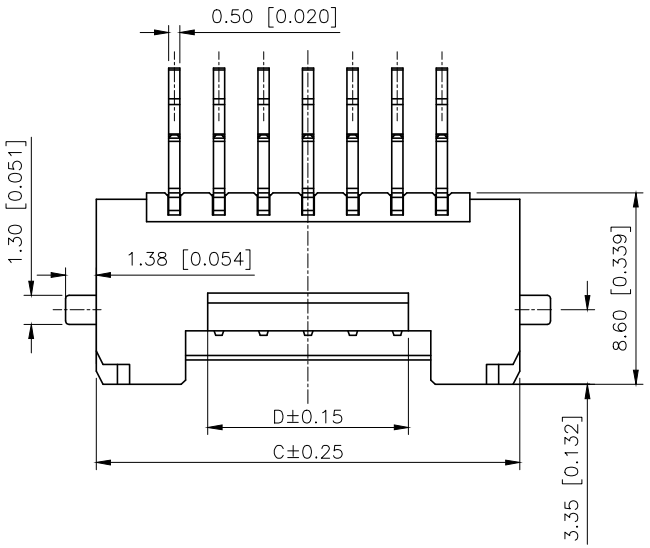

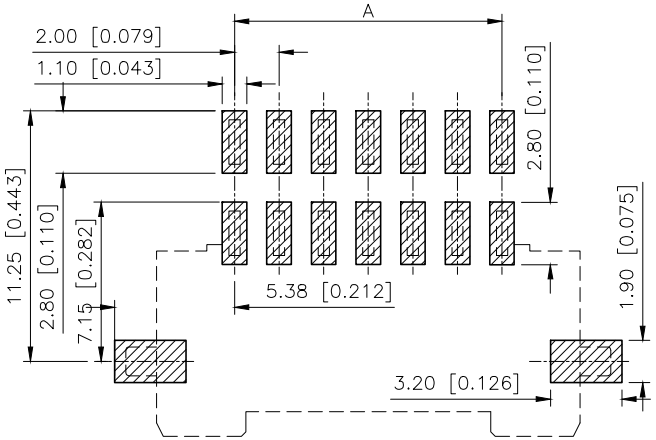

PCB LAYOUT

■SPECIFICATIONS
- Voltage rating:250V AC/DC
- Current rating:3A AC/DC
- Withstanding Voltage:1000V AC/minute
- Temperature range:−40°C~+125°C
- Insulation resistance:≥1000MΩ
- Contact resistance:≤30mΩ
- After environmental testing:≤50mΩ

PART NO.:

X2026 W R S−2x06 D−LP SW B
① ② ③ ④ ⑤ ⑥ ⑦ ⑧ ⑨

①Series No
②Category:W−Wafer
③Welding Board Angle:R−Stright 90°
④Welding Way:S−SMT
⑤Row No.Pin No:2xXX−2x02~2x16Pin
⑥Plug the Pin&Special NO:
D−With Lock in the middle
⑦Material:LP−LCP 94V−0
⑧Plating Category:SW−Fog Tin Plating
⑨Color:B−Black
Blank−Natural Color

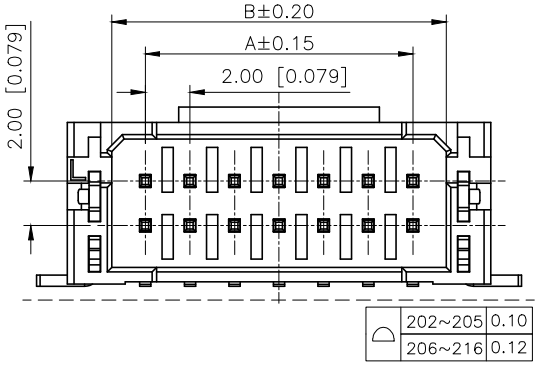

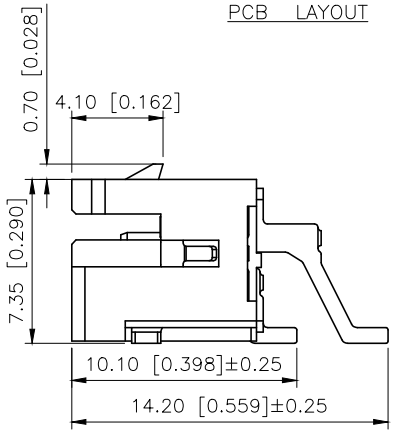

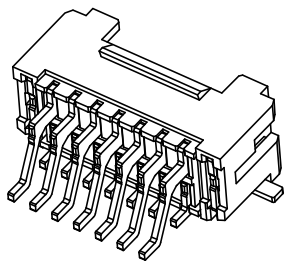

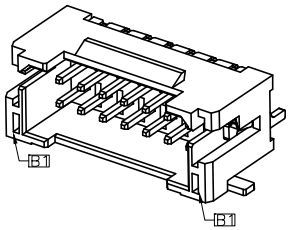

Poles	Dimensions (mm)				Poles	Dimensions (mm)			
	A	B	C	D		A	B	C	D
2x02	2.00	5.00	9.00		2x10	18.00	21.00	25.00	15.00
2x03	4.00	7.00	11.00	3.00	2x11	20.00	23.00	27.00	17.00
2x04	6.00	9.00	13.00		2x12	22.00	25.00	29.00	19.00
2x05	8.00	11.00	15.00	5.00	2x13	24.00	27.00	31.00	21.00
2x06	10.00	13.00	17.00	7.00	2x14	26.00	29.00	33.00	23.00
2x07	12.00	15.00	19.00	9.00	2x15	28.00	31.00	35.00	25.00
2x08	14.00	17.00	21.00	11.00	2x16	30.00	33.00	37.00	27.00
2x09	16.00	19.00	23.00	13.00					

X2026WRS−2x06D−LPSWB	LCP UL 94−V0	Brass	Tin−Plated	X2026H−D
PART NO	Material	Material(Pin)	Finish(Pin)	Suitable XKB Housing

AuGLAR	±5°
X.	±0.40
X.x	±0.30
X.xx	±0.20
X.xxx	±0.15
UNSPECIFIED TOLERAuCES	

XKB 星坤 Connection

DESIGN	阿树	VIEW:	MODEL TYPE: 2.00mm Crimp Style Connector
CHECKED		UNIT: mm/in	PART NO.: X2026WRS−2x06D−LPSWB
APPROVED		SIZE: A4	DWG NO.:

XKB INDUSTRIAL PRECISION CO.,LIMITED

SCALE	PAGE	REVISION
N/A	1/1	A1

www.helloxkb.com www.helloxkb.cn www.xk−dg.cn