REVISIONS					
REV.	ECN NO.	LOCATION	DESCRIPTION	DATE	DESIGN
A0	N/A		INITIAL RELEASE	/	/
A1	N/A		图面升级整理图面	2025.05.17	阿树

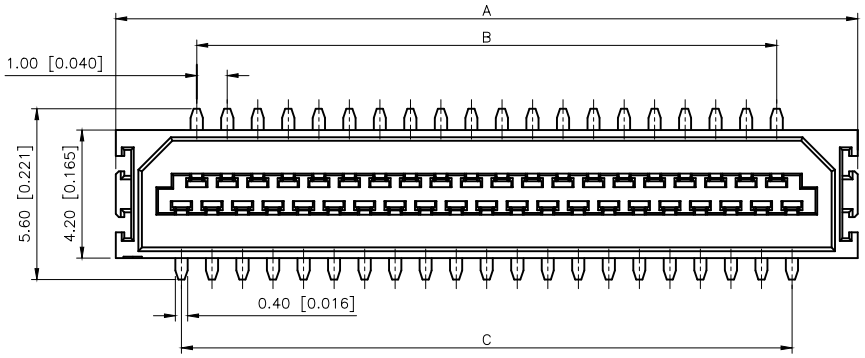

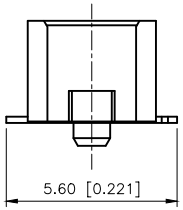

Specifications :
Voltage rating: 150V AC / DC
Current rating: 0.5A AC / DC
Withstanding voltage: 250V AC/minute
Temperature range: −45°C~+125°C
Insulation resistance:≥500MΩ
Contact resistance: ≤50mΩ
After environmental testing: ≤60mΩ
Max.Processing Temp:230℃ for 30−60 seconds
(260℃ for 10 seconds)

PART NO.:

X1016 W F−09 −46 SN
① ② ③ ④ ⑤ ⑥ ⑦

①Series No
②Category:W−wafer
③Welding Board Angle: F−Female
④Row No.−Pin No.: XX−09P~51P
⑤B−Positioning column without positioning plate
⑥Material:46−PA46 94V−0;
6T−PA6T 94V−0;
⑦Planting Category:SN−Bright tin plating;

poles	Dimensions(mm)				
	A	B	C	D	E
09	8.30	3.00	4.00	7.10	
11	9.30	4.00	5.00	8.10	
13	10.30	5.00	6.00	9.10	
15	11.30	6.00	7.00	10.10	
17	12.30	7.00	8.00	11.10	
19	13.30	8.00	9.00	12.10	
21	14.30	9.00	10.00	13.10	5.00
23	15.30	10.00	11.00	14.10	6.00
25	16.30	11.00	12.00	15.10	7.00
31	19.30	14.00	15.00	18.10	10.00
41	24.30	19.00	20.00	23.10	15.00
51	29.30	24.00	25.00	28.10	20.00

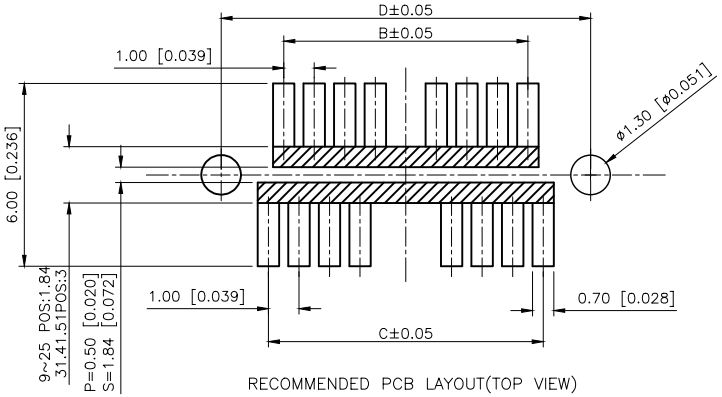

RECOMMENDED PCB LAYOUT(TOP VIEW)

Note 1: ▨ If the pattern is included in the shaded area and not treated with resist, it could touch the connector contact.
Note 2 : Please refer to each product size pattern for the universal size on the above patterns(A, B, C, D...).

PART NO	Material	Material(Pin)	Finish(Pin)	Material (Solder Tab)	Finish (Solder Tab)
X1016WF−09−46SN	Nylon 46 UL 94V−0	Phosphor Bronze	Tin−Plated	Brass	Tin−Plated
X1016WF−09−6TSN	Nylon 6T UL 94V−0				

AuGLAR	±5°
X.	±0.40
X.x	±0.30
X.xx	±0.20
X.xxx	±0.15
UNSPECIFIED TOLERAuCES	

XKB Connection

DESIGN	阿树	VIEW:	MODEL TYPE: 1.00 mm Crimp Style Connectors
CHECKED		UNIT: mm/in	PART NO.: X1016WF−09−46SN
APPROVED		SIZE: A4	DWG NO.: X−X1016WF−09−46SN

XKB INDUSTRIAL PRECISION CO.,LIMITED

SCALE	PAGE	REVISION
N/A	1/1	A1