| REVISIONS | | | | | |
|---|---|---|---|---|---|
| REV. | ECN NO. | LOCATION | DESCRIPTION | DATE | DESIGN |
| A0 | N/A | | INITIAL RELEASE | / | / |
| A1 | N/A | A1 X2 | 尺寸变更及料号变更，图面升级整理图面 | 2025.05.12 | 阿树 |

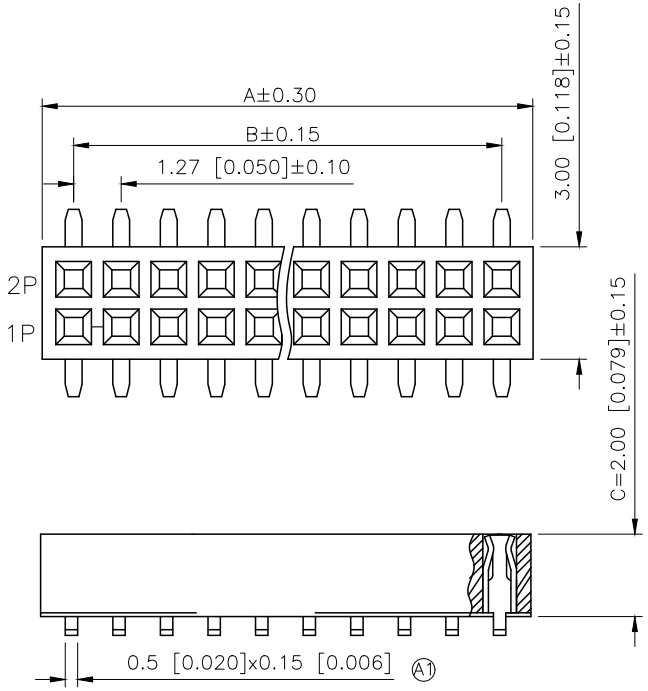


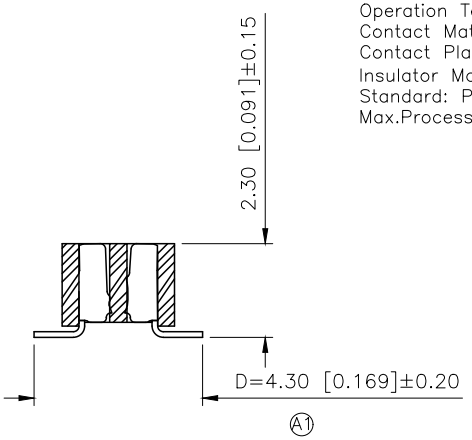


SPECIFICATIONS
Rated Current:1.0AMP
Contact Resistance:20mΩ Max
Withstand Voltage:500V AC/DC
Insulation Resistance:1000MΩ Min
Operation Temperature:−40°c to +105°c
Contact Material:Phosphor Brass
Contact Plating:Au or Sn Over Ni
Insulator Material:Polyester(UL94V−0)
Standard: PA6T
Max.Processing Temp: 230°C for 30−60 seconds
(260°C for 10 seconds)

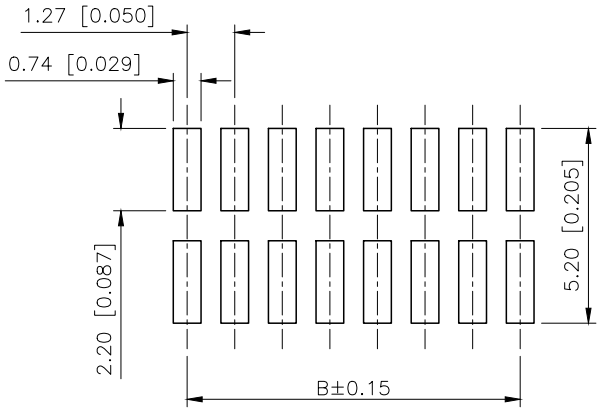


Recommended P.C.B Layout(Top Side)
(PCB BOARD TOLERANCE±0.05)

PART NO.:

X1321 F V S−2x04−C20 D43
① ② ③ ④ ⑤ ⑥ ⑦

①Series No
②Category:F−Female
③Welding Board Angle:V−Stright 180°
④Welding Way: S−SMT
⑤Row No.Pin No:2xXX−2x01~2x40P
⑥Plastic Height:C=2.0mm
⑦Pin Length:D=4.3mm

| Contacts Per row | Dimensions A | Dimensions B | Contacts Per row | Dimensions A | Dimensions B |
|---|---|---|---|---|---|
| | | | 21 | 27.07 | 25.40 |
| 2 | 2.94 | 1.27 | 22 | 28.34 | 26.67 |
| 3 | 4.21 | 2.54 | 23 | 29.61 | 27.94 |
| 4 | 5.48 | 3.81 | 24 | 30.88 | 29.21 |
| 5 | 6.75 | 5.08 | 25 | 32.15 | 30.48 |
| 6 | 8.02 | 6.35 | 26 | 33.42 | 31.75 |
| 7 | 9.29 | 7.62 | 27 | 34.69 | 33.02 |
| 8 | 10.56 | 8.89 | 28 | 35.96 | 34.29 |
| 9 | 11.93 | 10.16 | 29 | 37.23 | 35.56 |
| 10 | 13.10 | 11.43 | 30 | 38.50 | 36.83 |
| 11 | 14.37 | 12.70 | 31 | 39.77 | 38.10 |
| 12 | 15.64 | 13.97 | 32 | 41.04 | 39.37 |
| 13 | 16.91 | 15.24 | 33 | 42.31 | 40.64 |
| 14 | 18.18 | 16.51 | 34 | 43.58 | 41.91 |
| 15 | 19.45 | 17.78 | 35 | 44.85 | 43.18 |
| 16 | 20.72 | 19.05 | 36 | 46.12 | 44.45 |
| 17 | 21.99 | 20.32 | 37 | 47.39 | 45.72 |
| 18 | 23.26 | 21.59 | 38 | 48.66 | 46.99 |
| 19 | 24.53 | 22.86 | 39 | 49.93 | 48.26 |
| 20 | 25.90 | 24.13 | 40 | 51.20 | 49.53 |

| AuGLAR | ±5° |
|---|---|
| X. | ±0.40 |
| X.x | ±0.30 |
| X.xx | ±0.20 |
| X.xxx | ±0.15 |
| UNSPECIFIED TOLERAuCES | |

XKB Connection 星科

| | | | |
|---|---|---|---|
| DESIGN | 阿树 | VIEW: | MODEL TYPE: 1.27mm BTB Connector |
| CHECKED | | UNIT: mm/in | PART NO.: X1321FVS−2x04−C20D43 |
| APPROVED | | SIZE: A4 | DWG NO.: X−X1321FVS−2x04−C20D43 |

XKB INDUSTRIAL PRECISION CO.,LIMITED

| SCALE | PAGE | REVISION |
|---|---|---|
| N/A | 1/1 | A1 |