REVISIONS					
REV.	ECN NO.	LOCATION	DESCRIPTION	DATE	DESIGN
A0	N/A		INITIAL RELEASE	/	/
A1	N/A		图面升级整理图面	2024.12.14	阿树

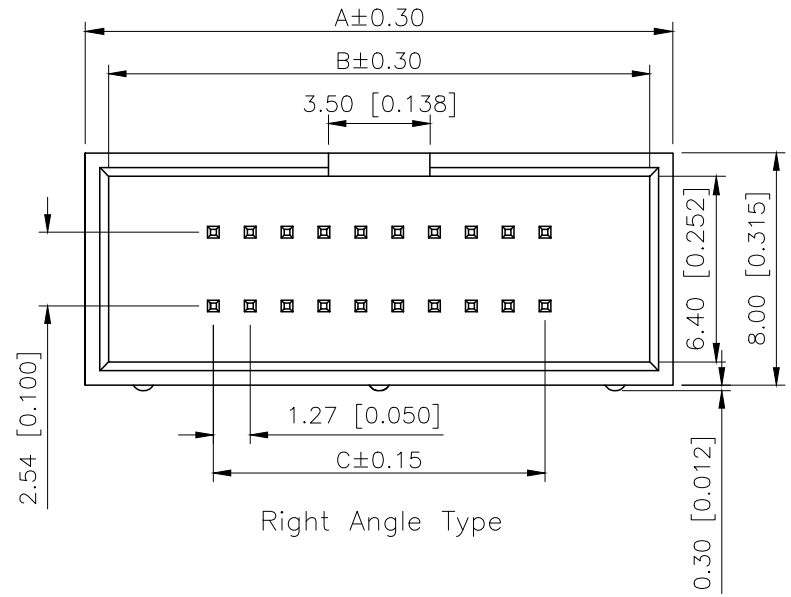

Right Angle Type

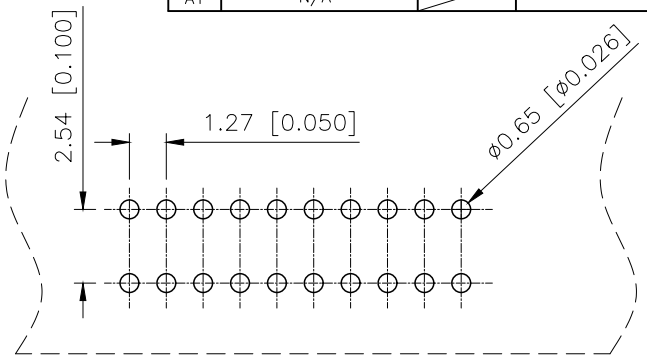

P.C.B Layout

PART NO.:

X1270 W R-2x32 A2-6T V01
① ② ③ ④ ⑤ ⑥ ⑦

①Series No
②Category:W-Wafer
③Welding Board Angle:R-Stright 90°
④Row No.-Pin No.:2xXX-2x03P~2x40P
⑤A2:1.27x2.54mm No gaps
⑥Material:PT-Nylon PA6T UL94V-0
⑦Planting Category:V01-All Gold Flash

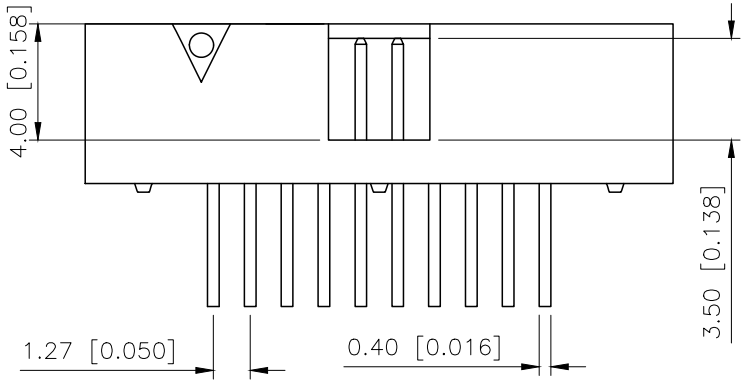

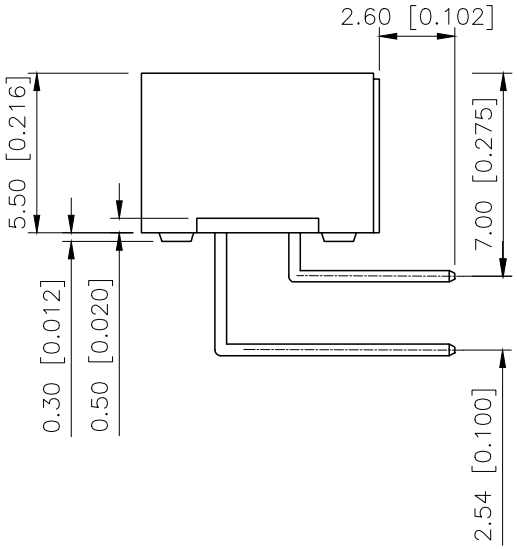

Poles	A	B	C
2x03	11.37	9.77	2.54
2x04	12.64	11.04	3.81
2x05	13.91	12.31	5.08
2x06	15.18	13.58	6.35
2x07	16.45	14.85	7.62
2x08	17.72	16.12	8.89
2x09	18.99	17.39	10.16
2x10	20.26	18.66	11.43
2x12	21.53	19.93	12.70
2x13	24.07	22.47	15.24
2x15	26.61	25.01	17.78
2x17	29.15	27.55	20.32
2x20	32.96	31.36	24.13
2x22	35.50	33.90	26.67
2x25	39.31	37.71	30.48
2x30	45.66	44.06	36.83
2x34	50.74	49.14	41.91
2x40	58.36	56.76	49.53

Voltage rating:500V AC/DC
额定电压:500V AC/DC
Current rating:1.0A
额定电流：1.0A
Insulation resistance:1000MΩ Min
绝缘电阻：1000MΩ Min
Withstanding voltage:≥500V AC/minute
耐压：≥500VC/分钟
Temperature range:-40℃-+125℃
使用温度：-40℃-+125℃

PART NO	Material	Material(Pin And Solder Tabs)	Finish(Pin And Solder Tabs)	Suitible XKB Housing
X1270WR-2x32A2-6TV01	PA6T UL 94V-0	Brass	Gold Flash	X1270HA2-XXB X1270HA2-XXA

AuGLAR	±5°
X.	±0.40
X.x	±0.30
X.xx	±0.20
X.xxx	±0.15
UNSPECIFIED TOLERAuCES	

XKB Connection 星创

DESIGN	阿树	VIEW:	MODEL TYPE: 1.27mm BTB Style Connectors
CHECKED		UNIT: mm/in	PART NO.: X1270WR-2x32A2-6TV01
APPROVED		SIZE: A4	DWG NO.: X-X1270WR-2x32A2-6TV01

XKB INDUSTRIAL PRECISION CO.,LIMITED

SCALE	PAGE	REVISION
N/A	1/1	A1