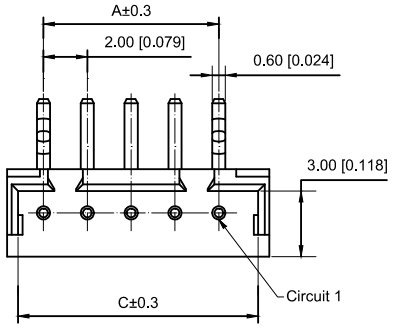

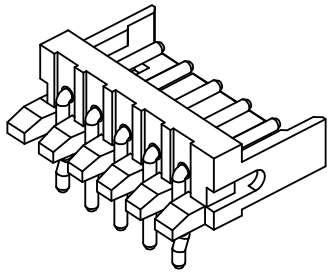

■ Specifications :

- Voltage rating: 125V AC / DC
- Current rating: 3A AC / DC
- Withstanding voltage: 1000V AC/minute
- Temperature range: -40°C~+105°C
- Insulation resistance: ≥1000M Ω
- Contact resistance: ≤10mΩ
- After environmental testing : ≤20mΩ

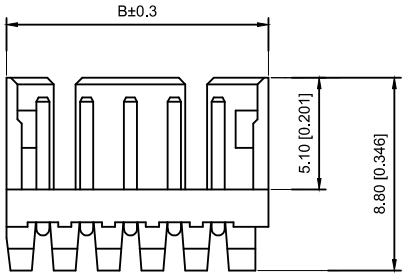

02P~15P Double Gap
Scale 1:1

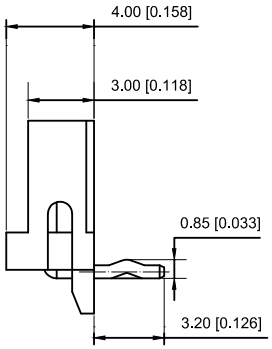

X2004 W R-06- N0 SN
① ② ③ ④ ⑤ ⑥

① Series No.
② Category : W-WAFER
③ Wedding Board Angle : R-Stright 90°
④ Row No.-Pin No.: XX-02P~16P
⑤ Material : N0-PA66 94V-0
⑥ Plating Category: Sn-Bright Tin Plating

Poles	Dimensions(mm)			Poles	Dimensions(mm)		
	A	B	C		A	B	C
02	2.00	5.96	4.96	10	18.00	21.96	20.96
03	4.00	7.96	6.96	11	20.00	23.96	22.96
04	6.00	9.96	8.96	12	22.00	25.96	24.96
05	8.00	11.96	10.96	13	24.00	27.96	26.96
06	10.0	13.96	12.96	14	26.00	29.96	28.96
07	12.0	15.96	14.96	15	28.00	31.96	30.96
08	14.0	17.96	16.96	16	30.00	33.96	32.96
09	16.0	19.96	18.96				

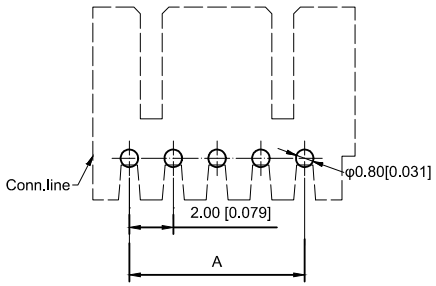

Recommended P.C.B Layout
General Tolerance±0.05

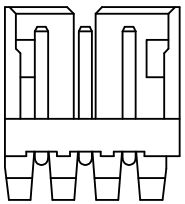

02P~03P Single Gap
Scale 1:1

X2004WR-06-N0SN	Nyoln 66 UL 94V-0	Brass	Tin-Plated	X2004H
PART N0	Material	Material(pin)	Finish(pin)	Suitable XKB Housing

MARK	DESCRIPTION	DATE	REVISED	APPROVED
ΔX				
ΔX				
ΔX				

REVISIONS

ANGLAR	±5°
L≤4	±0.2
4<L≤16	±0.3
16<L≤63	±0.4
L>63	±0.5

UNSPECIFIED TOLERANCES

www.xk-dg.cn www.helloxkb.com www.helloxkb.cn

DSND		DATE		SCALE: N/A
DWN		DATE		VIEW:
CHKD		DATE		UNIT: mm/in
APPD		DATE		SIZE: A4

XKB INDUSTRIAL PRECISION CO.,LIMITED

MODEL TYPE:
2.0mm Crimp Style Connectors
PART NO.:
X2004WR-06-N0SN
DWG NO.:
X-X2004WR-06-N0SN

WEIGHT	SHEET	REVISION
1.0g	1/1	A0