REVISIONS					
REV.	ECN NO.	LOCATION	DESCRIPTION	DATE	DESIGN
A0	N/A		INITIAL RELEASE	/	/
A1	N/A		图面升级整理图面	2025.2.14	阿树

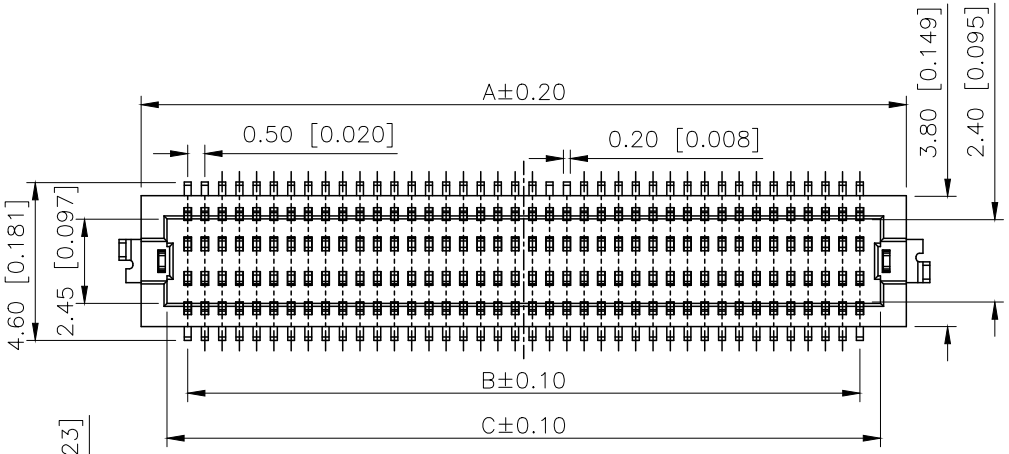

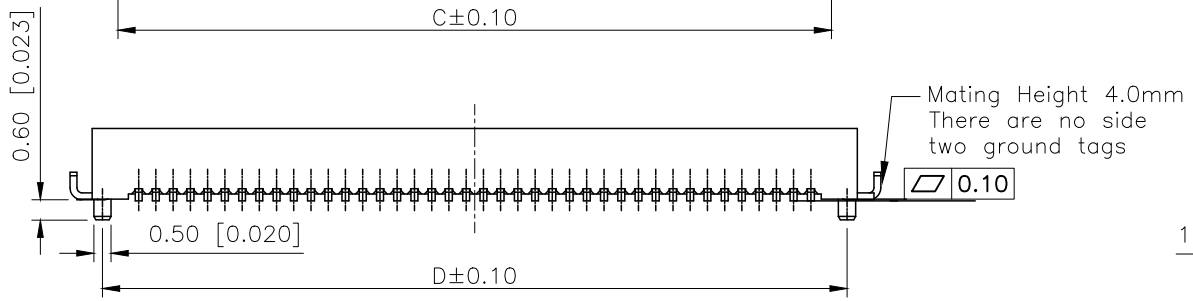

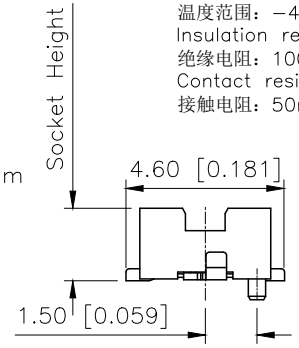

Specifications:
规格:
Voltage rating:100V AC/DC
额定电压：100V AC/DC
Current rating:0.3A AC/DC
额定电流：0.3A AC/DC
Withstanding voltage:150V AC/minute
耐受电压：150V AC/分钟
Temperature range:−40℃−+125℃
温度范围：−40℃−+125℃
Insulation resistance:100MΩ min
绝缘电阻：100MΩ Min
Contact resistance:50mΩ Max
接触电阻：50mΩ Max

PART NO.:

X0502 F V S−10 D 1 S−LP SN
① ② ③ ④ ⑤ ⑥ ⑦ ⑧ ⑨ ⑩

①Series No
②Category:F−Female
③Welding Board Angle:V−Stright 180°
④Welding Way: S−SMT
⑤Row No.Pin No:XX−10~80P
⑥Height:A:2.2mm; B:2.3mm; C:2.9mm;
⑦Type:Blank−There are no side two ground tags
1−There are with side two ground
⑧Special No:S−With positioning column
⑨Material:LP−LCP UL94V−0
⑩Plating:SN−Tin Plated;
V01−Gold Flash

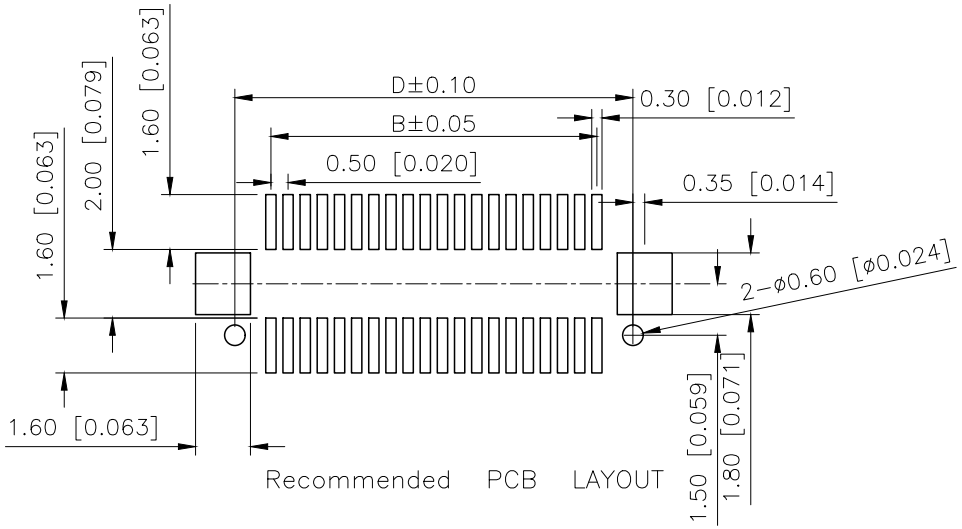

Recommended PCB LAYOUT

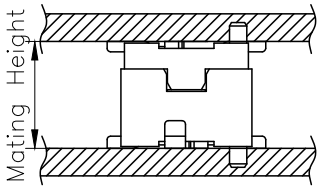

Mating Height	PLUG	SOCKET
3.0	2.1	2.2
3.4	2.2	2.3
4.0	2.2	2.9
5.0	2.7	4.3

Poles	Dimensions(mm)				Poles	Dimensions(mm)			
	A	B	C	D		A	B	C	D
10	4.70	2.00	3.20	4.10	32	10.20	7.50	8.70	9.60
12	5.20	2.50	3.70	4.60	36	11.20	8.50	9.70	10.60
14	5.70	3.00	4.20	5.10	40	12.20	9.50	10.70	11.60
20	7.20	4.50	5.70	6.60	50	14.70	12.00	13.20	14.10
22	7.70	5.00	6.20	7.10	60	17.20	14.50	15.70	16.60
24	8.20	5.50	6.70	7.60	80	22.20	19.50	20.70	21.60
30	9.70	7.00	8.20	9.10	/				

X0502FVS−10D1S−LPSN	LCP	Copper Alloy	X0502W
PART NO	Material	Material(Pin)	Suitable XKB Wafer

AuGLAR	±5°
X.	±0.40
X.x	±0.30
X.xx	±0.20
X.xxx	±0.15
UNSPECIFIED TOLERAuCES	

XKB Connection 星创

DESIGN	阿树	VIEW:	MODEL TYPE: 0.5mm BTB Connector
CHECKED		UNIT: mm/in	PART NO.: X0502FVS−10D1S−LPSN
APPROVED		SIZE: A4	DWG NO.: X−X0502FVS−10D1S−LPSN

XKB INDUSTRIAL PRECISION CO.,LIMITED

SCALE	PAGE	REVISION
N/A	1/1	A1