Technical Data
Pin(outer sleeve):Brass,machined CuZn38Pb2
Cllp(Contact 6 FInger):Beryllium copper,heat teated
Insulator:PPS UL94V-0 colour:black
Current rating:3Amps
Mating pin Ø:0.635/0.889mm
Forces:(polished steel gaugeØ0.66mm)
-Insertion:1.2N typ
-Withdrawal:0.6N typ
Mechanical life:min 500cycles
Contact resistance:max 10m Ω
Dielectric strength:min 1000V RMS
Operaling temperature:-40°C to+105°C
Soldering temperature:+255°C

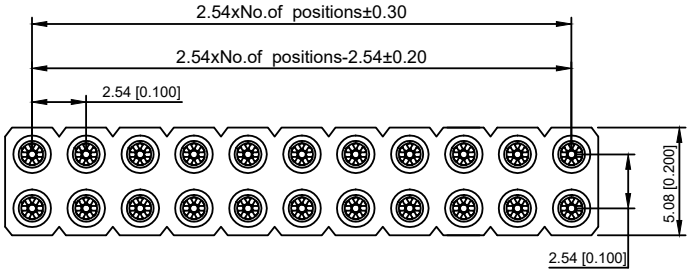

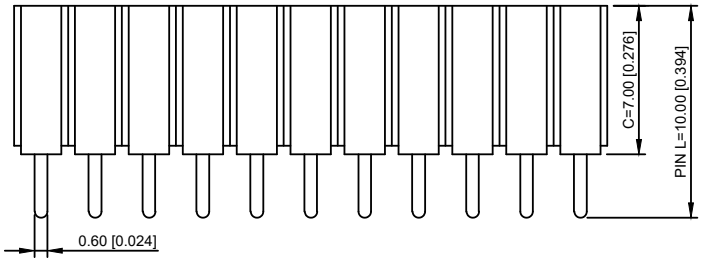

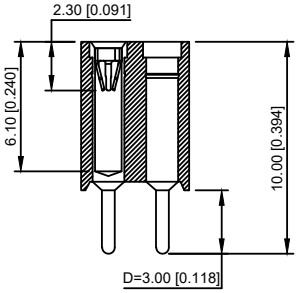

X5521 F V-2x04-C70 D30-1000
① ② ③ ④ ⑤ ⑥ ⑦

① Series.N0.
② Category : F-Female
③ Welding Board Angle : V-Straight 180°
④ Row No-Pin No:2*XX-01P-XXP
⑤ Plastic Height :C=7.0mm
⑥ Pin Length :D=3.0mm
⑦ 1000:TYPE 1000

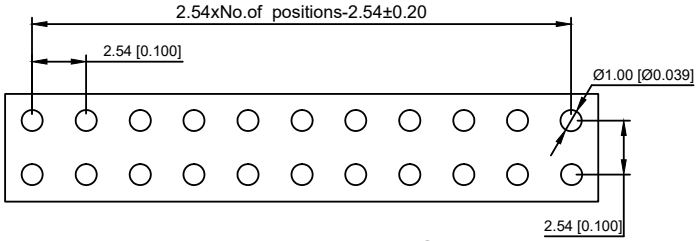

Recommended P.C.B
Layout(±0.05)

X5521FV-2x04-C70D30-1000	PPS 94V-0	Brass	Tin Gold 1u"	X5521FV
PART N0	Material	Material(Terminal)	Finish(Terminal)	Mates With XKB Pin Header

					ANGLAR	±5°
ΔX					L≤4	±0.2
ΔX					4<L≤16	±0.3
ΔX					16<L≤63	±0.4
MARK	DESCRIPTION	DATE	REVISED	APPROVED	L>63	±0.5
REVISIONS					UNSPECIFIED TOLERANCES	

www.xk-dg.cn www.helloxkb.com www.helloxkb.cn

DSND		DATE		SCALE: N/A	MODEL TYPE:
DWN		DATE		VIEW:	PART NO.:
CHKD		DATE		UNIT: mm/in	
APPD		DATE		SIZE: A4	DWG NO.: X5521FV-2x04-C70D30-1000

XKB INDUSTRIAL PRECISION CO.,LIMITED

WEIGHT	SHEET	REVISION
1.0g	1/1	A0