| REVISIONS | | | | | |
|---|---|---|---|---|---|
| REV. | ECN NO. | LOCATION | DESCRIPTION | DATE | DESIGN |
| A0 | N/A | | INITIAL RELEASE | 2026.01.28 | |
| A1 | N/A | | | 2026.03.09 | |

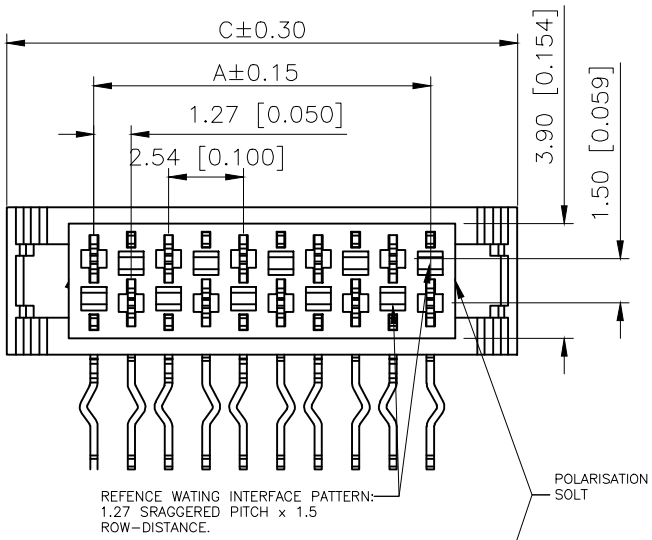


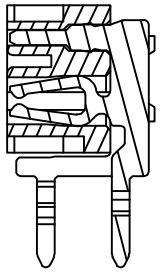

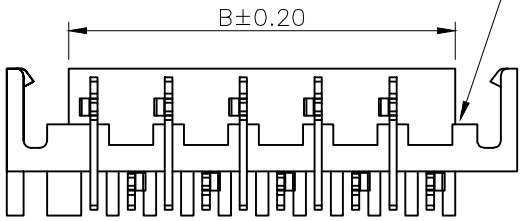


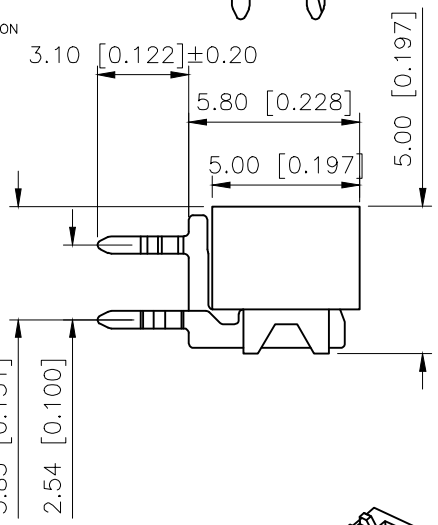


■SPECIFICATIONS
- •Voltage rating:500V AC/DC
- •Current rating:1A AC/DC
- •Withstanding Voltage:1000V AC/minute
- •Temperature range:−40°C~+125°C
- •Insulation resistance:≥1000MΩ
- •Contact resistance ≤20mΩ
- •After environment testing ≤30mΩ

PART NO.:

X9127 F R−10 B1−9T SN RE

Series No
Category:F−Female
Welding Board Angle:R−Stright 90°
Row No.Pin No:XX−04~26Pin
Plug the Pin & Special No.:
B1−Have ears, have platform, both missing
Material: 9T−PA9T UL 94V−0
Plating Category: SN−Bright tin Plating
Color: RE−Red RD−purplish red

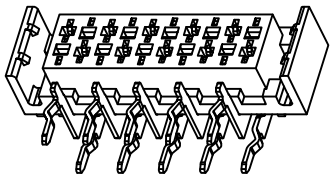

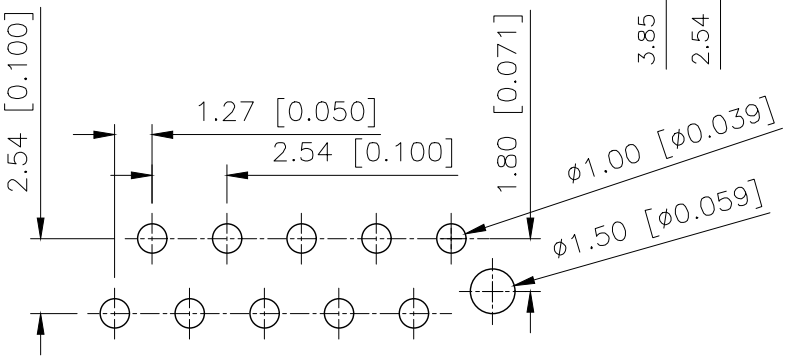


PCB LAYOUT

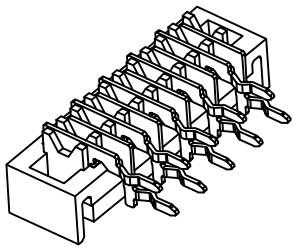

| Poles | DIM.A | DIM.B | DIM.C | Poles | DIM.A | DIM.B | DIM.C |
|---|---|---|---|---|---|---|---|
| 4 | 3.81 | 5.50 | 9.71 | 16 | 19.05 | 20.74 | 24.95 |
| 6 | 6.35 | 8.04 | 12.25 | 18 | 21.59 | 23.28 | 27.49 |
| 8 | 8.89 | 10.58 | 14.79 | 20 | 24.13 | 25.82 | 30.03 |
| 10 | 11.43 | 13.12 | 17.33 | 22 | 26.67 | 28.36 | 32.57 |
| 12 | 13.97 | 15.66 | 19.87 | 24 | 29.21 | 30.90 | 35.11 |
| 14 | 16.51 | 18.20 | 22.41 | 26 | 31.75 | 33.44 | 37.65 |

| PART NO | Color | Material | Material(Pin) | Finish(Pin) | Suitable XKB Wafer |
|---|---|---|---|---|---|
| X9127FR−10B1−9TSNRD | Purplish | PBT UL 94V−0 | Brass | Tin−Plated | X9127W |
| X9127FR−10B1−9TSNRE | RED | | | | |

| AuGLAR | ±5° |
|---|---|
| X. | ±0.40 |
| X.x | ±0.30 |
| X.xx | ±0.20 |
| X.xxx | ±0.15 |
| UNSPECIFIED TOLERAuCES | |

XKB Connection 星坤

| | | | |
|---|---|---|---|
| DESIGN | | VIEW: | MODEL TYPE: 1.27mm Crimp Style Connectors( ) |
| CHECKED | | UNIT: mm/in | PART NO.: X9127FR−10B1−9TSNRE |
| APPROVED | | SIZE: A4 | DWG NO.: |

XKB INDUSTRIAL PRECISION CO.,LIMITED

| SCALE | PAGE | REVISION |
|---|---|---|
| N/A | 1/1 | A1 |