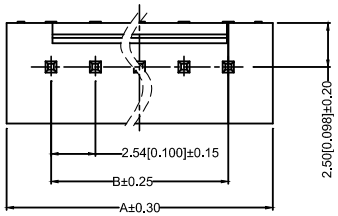

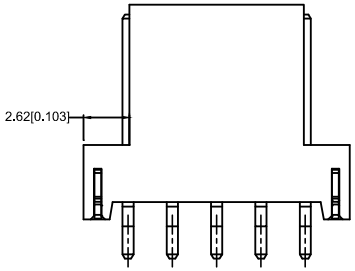

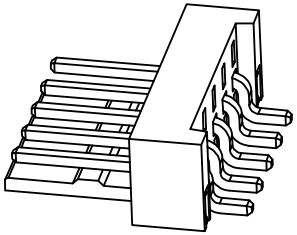

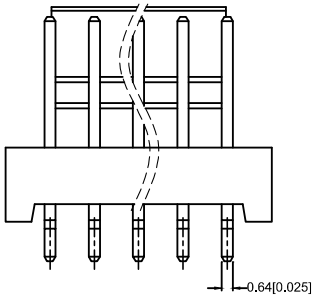

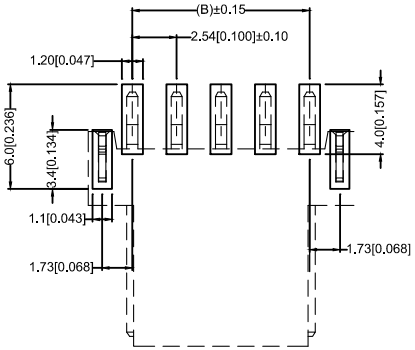

Recommended P.C.B Layout(Top Side)
P.C.B Thickness = 1.20-1.60mm
(Tolerance=±0.05)

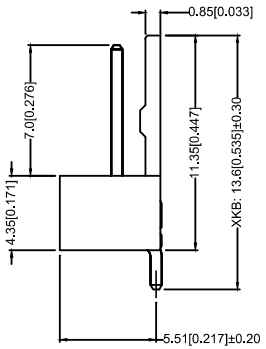

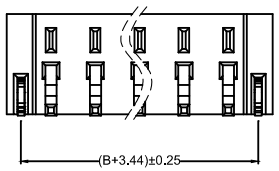

X2510 W R S- 04 - 9T SN
① ②③ ④⑤ ⑥ ⑦

①Series No.
②Category: W-WAFER
③Welding Board Angle: R-Right Angle 90°
④Welding Way: S-SMT
⑤Row No.-Pin No. XX-Single row
⑥Material: 9T-PA9T UL94-V0
⑦Planting Category SN-Bright tin plating 70-120u"

Specifications:
规格：
Voltage rating:250V AC/DC
额定电压：250V AC/DC
Current rating: 4.0A
额定电流: 4.0A
Withstanding voltage: 1000V AC/minute
耐压电压：1000V AC/minute
Temperature range:-25℃～+85℃
温度范围：-25℃～+85℃
Insulation resistance:≥1000MΩ
绝缘电阻：≥1000MΩ
Contact resistance：≤0.02Ω
接触电阻:≤0.02Ω

Poles	Dimensions(mm)			
	A	B	C	D
2	7.62	2.54		-
3			-	-
4	12.70	7.62	-	-
5	15.24	10.16	-	-
6	-	-	-	-
7	-	-	-	-
8	-	-	-	-
9	-	-	-	-

X2510WRS-04-9TSN	PA9T UL 94V-0	Brass	Tin Plating Fog	X2510H
PART N0	Material	Material(Pin)	Finish(Pin)	Mates With XKB Housing

MARK	DESCRIPTION	DATE	REVISED	APPROVED
ΔX				
ΔX				
ΔX				

REVISIONS

UNSPECIFIED TOLERANCES	
ANGLAR	±5°
L≤ 4	±0.2
4<L≤ 16	±0.3
16<L≤ 63	±0.4
L> 63	±0.5

DSND		DATE		SCALE: N/A
DWN		DATE		VIEW:
CHKD		DATE		UNIT: mm/in
APPD		DATE		SIZE: A4

XKB INDUSTRIAL PRECISION CO.,LIMITED

MODEL TYPE: 2.54 mm Crimp Style Connectors
PART NO.: X2510WRS-04-9TSN
DWG NO.: X-X2510WRS-04-9TSN

WEIGHT	SHEET	REVISION
1.0g	1/1	A0

www.xk-dg.cn www.helloxkb.com www.helloxkb.cn