REVISIONS					
REV.	ECN NO.	LOCATION	DESCRIPTION	DATE	DESIGN
A0	N/A		INITIAL RELEASE	/	/
A1	N/A		图面升级整理图面	2024.9.03	阿树

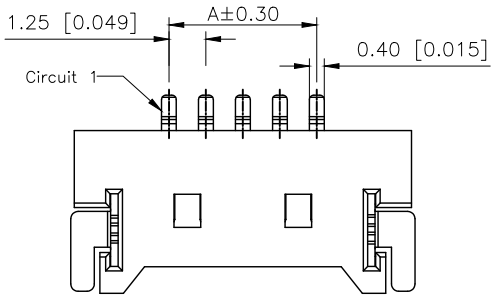

04p~30p Double Hole
Scale 1:1

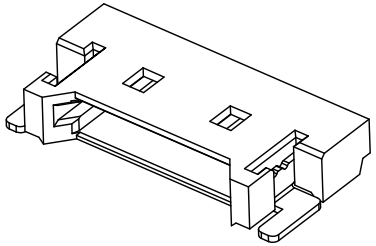

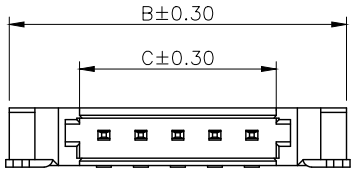

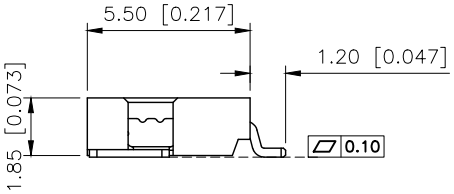

PART NO.:

X9827 W R S-09-6T V01 XX
① ② ③ ④ ⑤ ⑥ ⑦ ⑧

①Series No
②Category:W-Wafer
③Welding Board Angle:R-Stright 90°
④Welding Way:S-SMT
⑤Row No.Pin No:XX-02~30Pin
⑥Material : 9T-PA9T 94V-0;1T-PA10T;6T-PA6T
⑦Planting Categotry:V01:All Gold Flash
SN-Bright tin plating
SW-Matte tin plating
⑧Color: Blank-natural color

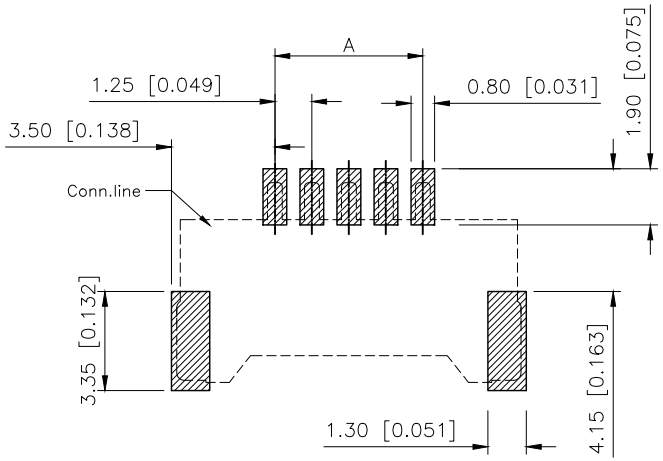

P.C.B LAYOUT

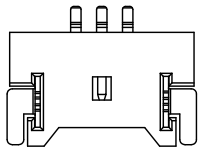

02P~03P Single Hole
Scale 1:0.7

■SPECIFICATIONS
•Voltage rating:125V AC/DC
•Current rating:1A AC/DC
•Withstanding Voltage:250V AC/minute
•Temperature range:-40°C~+125°C
•Insulation resistance:≥100MΩ
•Contact resistance:≤20mΩ
•After environmental testing:≤40mΩ
Terminal Material: P-Phosphor bronze

Poles	Dimensions(mm)			Poles	Dimensions(mm)		
	A	B	C		A	B	C
02	1.25	7.65	2.90	10	11.25	17.65	12.90
03	2.50	8.90	4.15	11	12.50	18.90	14.15
04	3.75	10.15	5.40	12	13.75	20.15	15.40
05	5.00	11.40	6.65	13	15.00	21.40	16.65
06	6.25	12.65	7.90	14	16.25	22.65	17.90
07	7.50	13.90	9.15	15	17.50	23.90	19.15
08	8.75	15.15	10.40	16	18.75	25.15	20.40
09	10.00	16.40	11.65	20	23.75	30.15	25.40
				30	36.25	42.65	37.90

PART NO	Material	Material(Pin&Solder Tab)	Finish(Pin)	Suitable XKB Terminal
X9827WRS-XXHF-9TV01	Nylon 9T UL 94V-0 (Halogen Free)	Phorphos bronze	Tin-Plated	X9827H
X9827WRS-XX-1TV01	PA10T UL 94V-0			
X9827WRS-09-6TV01	Nylon 6T UL 94V-0			
X9827WRS-XX-9TSN	Nylon 9T UL 94V-0			

AuGLAR	±5°
X.	±0.40
X.x	±0.30
X.xx	±0.20
X.xxx	±0.15
UNSPECIFIED TOLERAuCES	

XKB Connection

DESIGN	阿树	VIEW: 1.25mm Crimp Style Connectors	MODEL TYPE:
CHECKED		UNIT: mm/in	PART NO.: X9827WRS-09-6TV01
APPROVED		SIZE: A4	DWG NO.:

XKB INDUSTRIAL PRECISION CO.,LIMITED

SCALE	PAGE	REVISION
N/A	1/1	A1