| REVISIONS | | | | | |
|---|---|---|---|---|---|
| REV. | ECN NO. | LOCATION | DESCRIPTION | DATE | DESIGN |
| A0 | N/A | | INITIAL RELEASE | | |
| A1 | N/A | | 图面升级整理图面 | 2024.08.29 | 阿树 |

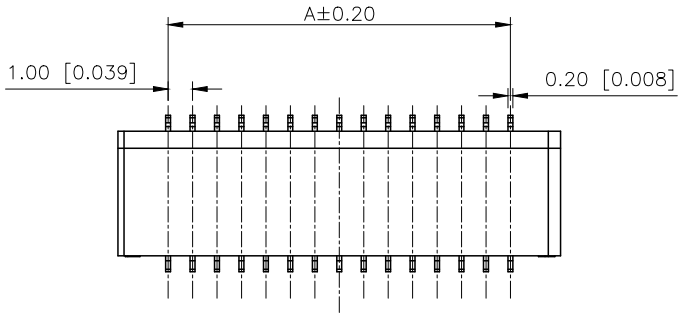


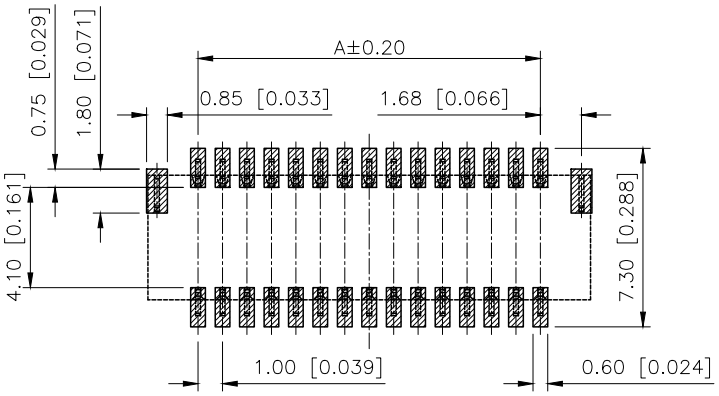


P.C.B Layout

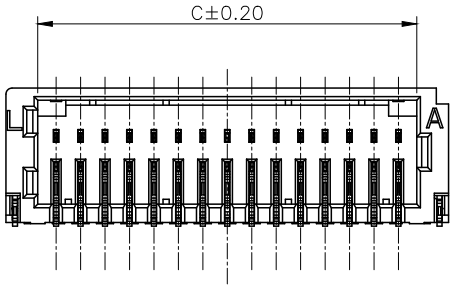


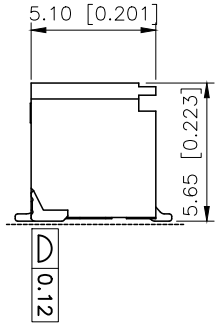


■SPECIFICATIONS
- Voltage rating:50V AC/DC
- Current rating:1A AC/DC
- Withstanding Voltage:500V AC/minute
- Temperature range:−40°C~+125°C
- Insulation resistance:≥100MΩ
- Contact resistance:≤20mΩ

PART NO.:

X1011 W R S−2x10−9T V01
① ② ③ ④ ⑤ ⑥ ⑦

1.Series No
2.Category:W−Wafer
3.Welding Board Angle:R−Stright 90°
4.WELDING Way:S−SMT
5.Row No.Pin No:2xXX−2x05~2x25Pin
6.Material:9T−PA9T UL94V−0
7.Plating:SN−Bright tin plating
V01−All Gold Flash

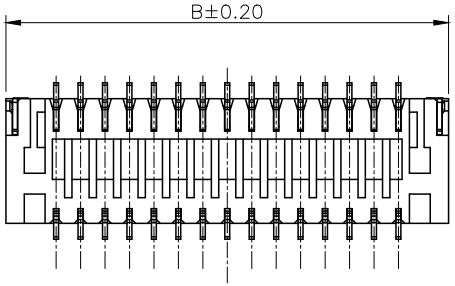


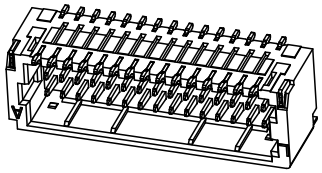

| Poles | Dimensions/mm | | |
|---|---|---|---|
| | A | B | C |
| 2x05 | 4.00 | 8.10 | 5.50 |
| 2x06 | 5.00 | 9.10 | 6.50 |
| 2x08 | 7.00 | 11.10 | 8.50 |
| 2x10 | 9.00 | 13.10 | 10.50 |
| 2x11 | 10.00 | 14.10 | 11.50 |
| 2x12 | 11.00 | 15.10 | 12.50 |
| 2x15 | 14.00 | 18.10 | 15.50 |
| 2x20 | 19.00 | 23.10 | 20.50 |
| 2x25 | 24.00 | 28.10 | 25.50 |

| PART NO | Material | Material(Pin And Solder Tabs) | Finish(Pin And Solder Tabs) | Suitable XKB Terminal |
|---|---|---|---|---|
| X1011WRS−2x10−9TV01 | PA9T UL 94V−0 | Phosphor Bronze | Gold−Flash | X1011T |
| X1011WRS−2x10−9TSN | | | TIN−Plated | |

| ANGLAR | ±5° |
|---|---|
| X. | ±0.40 |
| X.x | ±0.30 |
| X.xx | ±0.20 |
| X.xxx | ±0.15 |
| UNSPECIFIED TOLERANCES | |

XKB Connection 星创

| | | | |
|---|---|---|---|
| DESIGN | 阿树 | VIEW: | MODEL TYPE: 1.0mm Crimp Style Connector |
| CHECKED | | UNIT: mm/in | PART NO.: X1011WRS−2x10−9TV01 |
| APPROVED | | SIZE: A4 | DWG NO.: X−X1011WRS−2x10−9TV01 |

XKB INDUSTRIAL PRECISION CO.,LIMITED

| SCALE | PAGE | REVISION |
|---|---|---|
| N/A | 1/1 | A1 |