REVISIONS					
REV.	ECN NO.	LOCATION	DESCRIPTION	DATE	DESIGN
A0	N/A		INITIAL RELEASE	/	/
A1	N/A		产品模具变更，按实物变更图纸；4PIN、5PIN正脚变更独立模具	2025.05.28	阿树

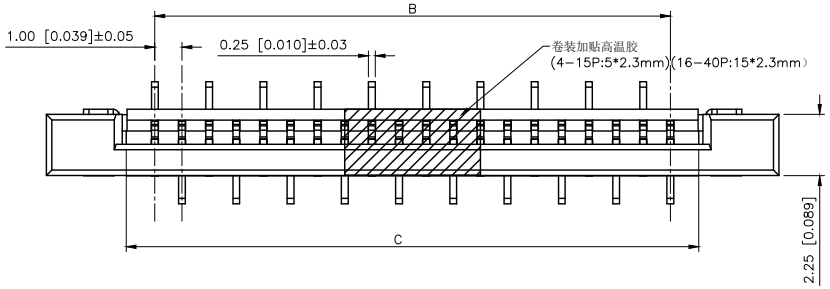

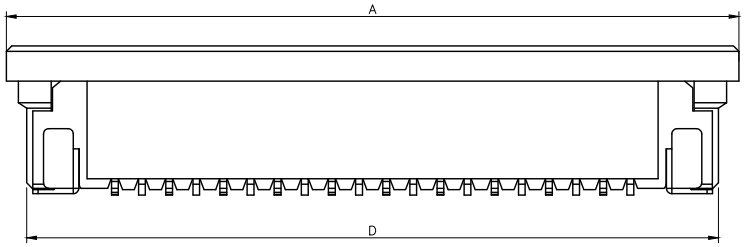

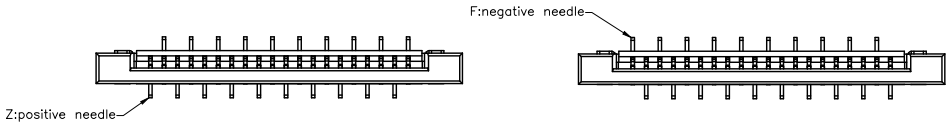

Specifications(规格):
1.Voltage rating(额定电压):DC 120V
2.Current rating(额定电流):1A AC/DC
3.Withstanding voltage(耐压值):≥500V AC/minute
4.Insulation resistance(绝缘电阻):≥500MΩ Min
5.Contact resistance(接触电阻):≤30mΩ Max
6.Temperature range(使用温度):-40℃~+85℃

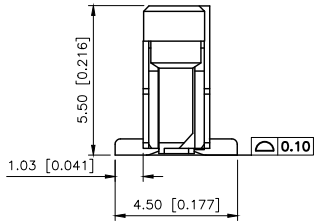

PART NO.:

X10C25 36 G Z
① ② ③ ④

①Series Name:X10C25=1.00mm Pitch(H:2.50mm)
②Number of terminals:XX=02-40PIN
③Plating : G:Gold Flash Over Nickel
T:Tin Over Nickel
④Z:positive needle F:negative needle

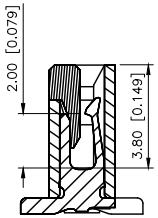

PIN	DIMENSIONS			
	A	B	C	D
04	11.00	3	5.10	9.50
05	12.00	4	6.10	10.50
06	13.00	5	7.10	11.50
07	14.00	6	8.10	12.50
08	15.00	7	9.10	13.50
09	16.00	8	10.10	14.50
10	17.00	9	11.10	15.50
11	18.00	10	12.10	16.50
12	19.00	11	13.10	17.50
13	20.00	12	14.10	18.50
14	21.00	13	15.10	19.50
15	22.00	14	16.10	20.50
16	23.00	15	17.10	21.50
17	24.00	16	18.10	22.50
18	25.00	17	19.10	23.50
19	26.00	18	20.10	24.50
20	27.00	19	21.10	25.50
21	28.00	20	22.10	26.50
22	29.00	21	23.10	27.50
23	30.00	22	24.10	28.50
24	31.00	23	25.10	29.50
25	32.00	24	26.10	30.50
26	33.00	25	27.10	31.50
27	34.00	26	28.10	32.50
28	35.00	27	29.10	33.50
29	36.00	28	30.10	34.50
30	37.00	29	31.10	35.50
31	38.00	30	32.10	36.50
32	39.00	31	33.10	37.50
33	40.00	32	34.10	38.50
34	41.00	33	35.10	39.50
35	42.00	34	36.10	40.50
36	43.00	35	37.10	41.50
37	44.00	36	38.10	42.50
38	45.00	37	39.10	43.50
39	46.00	38	40.10	44.50
40	47.00	39	41.10	45.50

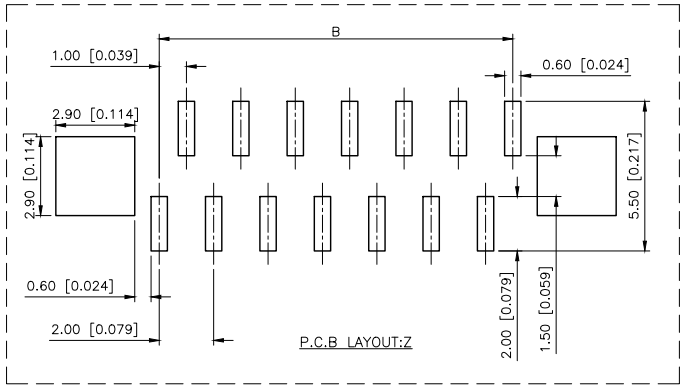

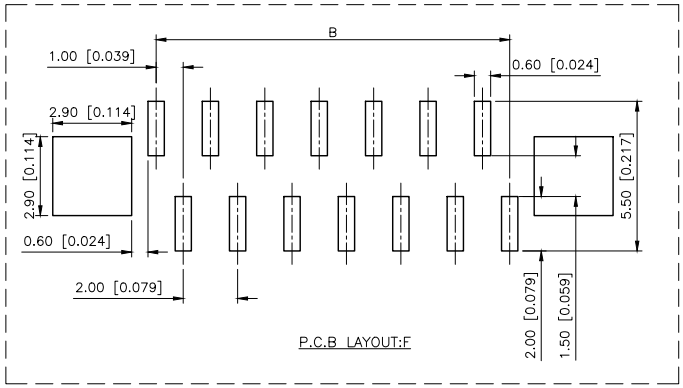

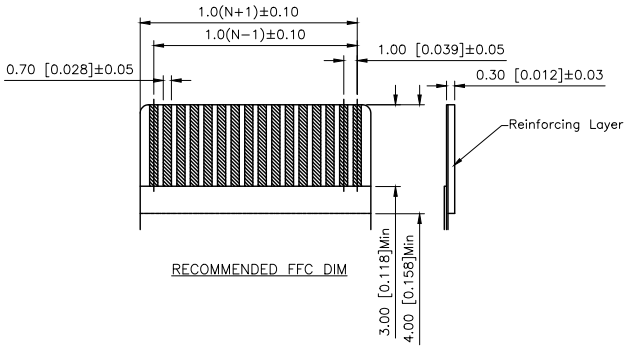

AuGLAR	±5°
X.	±0.40
X.x	±0.30
X.xx	±0.20
X.xxx	±0.15
UNSPECIFIED TOLERAuCES	

XKB Connection 星硕

DESIGN	阿树	VIEW:	MODEL TYPE: FPC CONNECTOR
CHECKED		UNIT: mm/in	PART NO.: X10C2536GZ
APPROVED		SIZE: A4	DWG NO.: X-X10C2536GZ

XKB INDUSTRIAL PRECISION CO.,LIMITED

SCALE	PAGE	REVISION
N/A	1/2	A1