REVISIONS					
REV.	ECN NO.	LOCATION	DESCRIPTION	DATE	DESIGN
A0	N/A		INITIAL RELEASE	/	/
A1	N/A		图面升级整理图面	2025.03.01	阿树

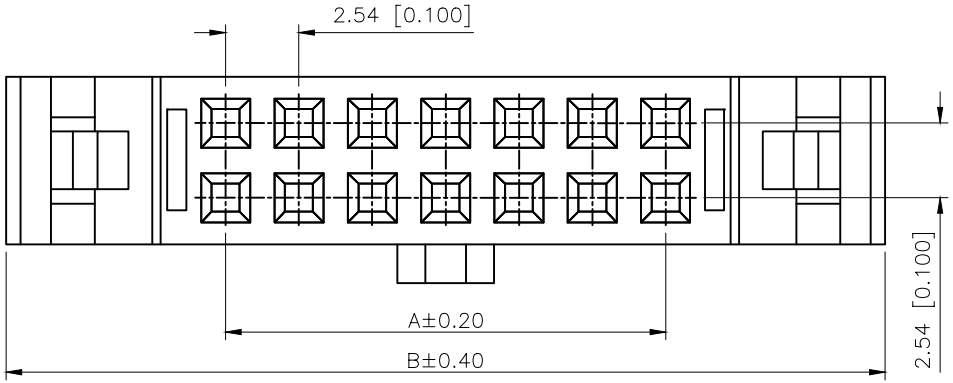

Specifications:
Voltage rating:250V AC/DC
Current rating:3A AC/DC
Withstanding voltage:1000V AC/minute
Temperature range:−25℃−+85℃
Insulation resistance:≥1000MΩ
After environmental testing:≤20mΩ

PART NO.:

X9555 H−2x25 B3−N0
① ② ③ ④ ⑤

①Series No
②Category:H−HSG
③Row No.Pin No:2xXX−2x02~2x32Pin
④B3:With wings
⑤Material:N0−PA66 94V−0

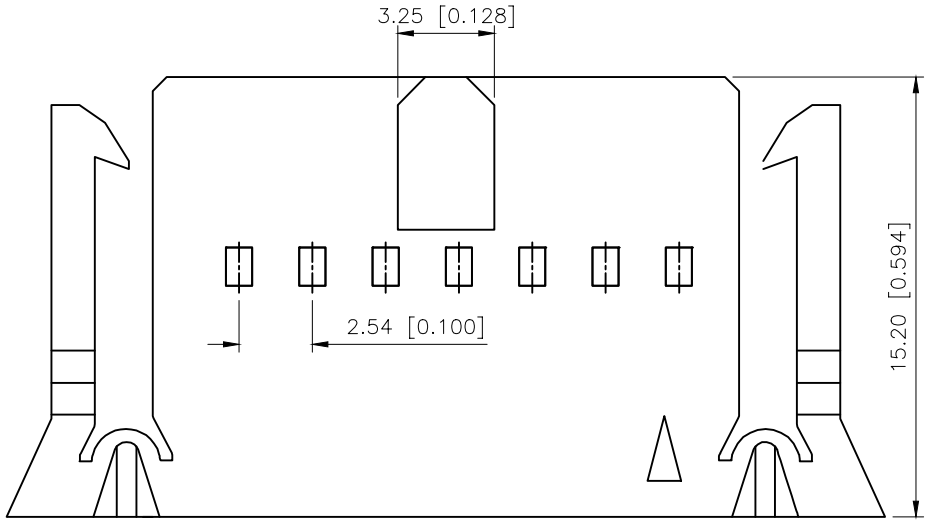

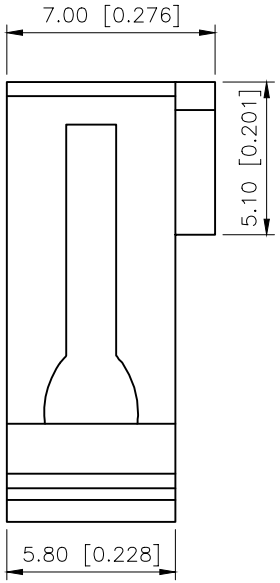

poles	Dimensions(mm)		poles	Dimensions(mm)	
	A	B		A	B
2x02	2.54	18.56	2x18	43.18	59.20
2x03	5.08	21.10	2x19	45.72	61.74
2x04	7.62	23.64	2x20	48.26	64.28
2x05	10.16	26.18	2x21	50.80	66.82
2x06	12.70	28.72	2x22	53.34	69.36
2x07	15.24	31.26	2x23	55.88	71.90
2x08	17.78	33.80	2x24	58.42	74.44
2x09	20.32	36.34	2x25	60.96	76.98
2x10	22.86	38.88	2x26	63.50	79.52
2x11	25.40	41.42	2x27	66.04	82.06
2x12	27.94	43.96	2x28	68.58	84.60
2x13	30.48	46.50	2x29	71.12	87.14
2x14	33.02	49.04	2x30	73.66	89.68
2x15	35.56	51.58	2x31	76.20	92.22
2x16	38.10	54.12	2x32	78.74	94.76
2x17	40.64	56.66			

X9555H−2x25B3−N0	PA66 UL 94V−0	X9555T	X9555W
PART N0	Material	Suitable XKB Terminal	Suitable XKB Wafer

AuGLAR	±5°
X.	±0.40
X.x	±0.30
X.xx	±0.20
X.xxx	±0.15
UNSPECIFIED TOLERAuCES	

XKB 星创 Connection

DESIGN	阿树	VIEW:	MODEL TYPE: 2.54mm Crimp Style Connectors
CHECKED		UNIT: mm/in	PART NO.: X9555H−2x25B3−N0
APPROVED		SIZE: A4	DWG NO.: X−X9555H−2x25B3−N0

XKB INDUSTRIAL PRECISION CO.,LIMITED

SCALE	PAGE	REVISION
N/A	1/1	A1

www.helloxkb.com www.helloxkb.cn www.xk−dg.cn