| | REVISIONS | | | | |
|---|---|---|---|---|---|
| REV. | ECN NO. | LOCATION | DESCRIPTION | DATE | DESIGN |
| A0 | N/A | | INITIAL RELEASE | 2025.09.26 | 阿树 |
| / | N/A | | / | / | / |

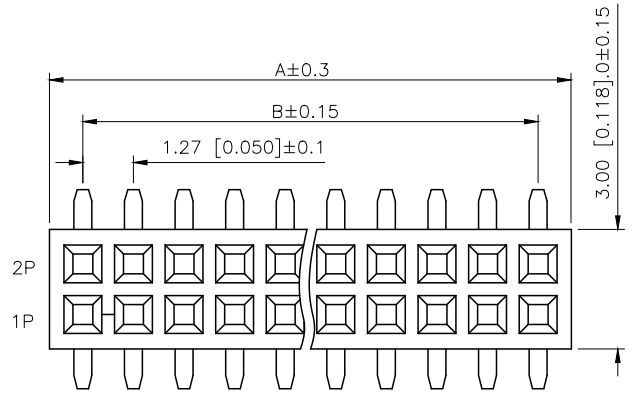


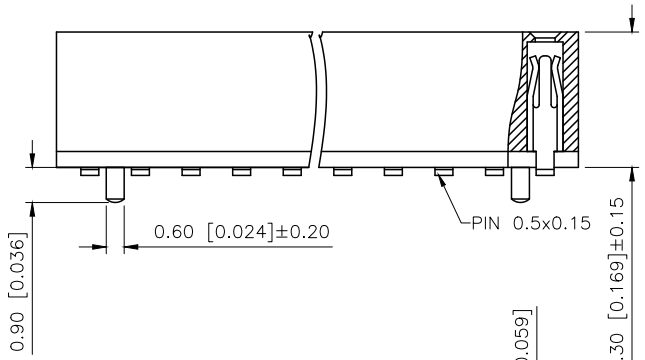


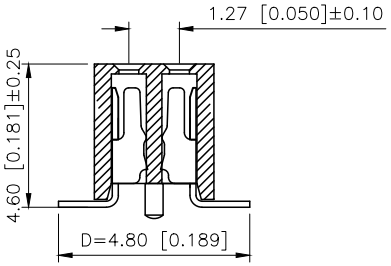


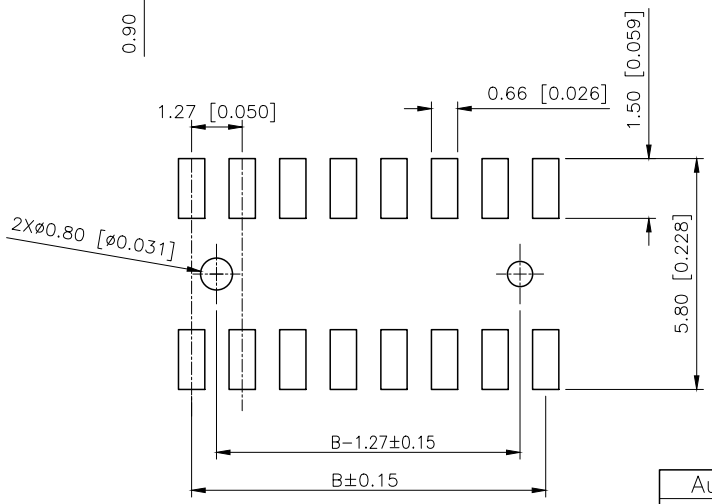


Recommended P.C.B Layout(Top Side)
(PCB BOARD TOLERANCE±0.05)

SPECIFICATIONS
Rated Current:1.0AMP
Contact Resistance:20mΩ Max
Withstand Voltage:500V AC/DC
Insulation Resistance:1000MΩ Min
Operation Temperature:−40°c to +105°c

Contact Material:Phosphor Bronze
Contact Plating:Gold flash
Insulator Material:Polyester(UL94V−0)
Standard: PA6T
Max.Processing Temp: 230°C for 30−60 seconds
(260°C for 10 seconds)

PART NO.:

X1321 F V S−2x36 S−C43 D48
① ② ③ ④ ⑤ ⑥ ⑦ ⑧

①Series No
②Category:F−Famale
③Welding Board Angle:V−Stright 180°
④Welding Way:S−SMT
⑤Row No.Pin No:2xXX−2x01~2x40P
⑥Special No:S−With positioning column
⑦Plastic Height:C=4.3mm
⑧Pin Length:D=4.8mm

| Contacts Per Row | Dimensions A | Dimensions B | Contacts Per Row | Dimensions A | Dimensions B |
|---|---|---|---|---|---|
| | | | 2x21 | 27.07 | 25.40 |
| 2x02 | 2.94 | 1.27 | 2x22 | 28.34 | 26.67 |
| 2x03 | 4.21 | 2.54 | 2x23 | 29.61 | 27.94 |
| 2x04 | 5.48 | 3.81 | 2x24 | 30.88 | 29.21 |
| 2x05 | 6.75 | 5.08 | 2x25 | 32.15 | 30.48 |
| 2x06 | 8.02 | 6.35 | 2x26 | 33.42 | 31.75 |
| 2x07 | 9.29 | 7.62 | 2x27 | 34.69 | 33.02 |
| 2x08 | 10.56 | 8.89 | 2x28 | 35.96 | 34.29 |
| 2x09 | 11.83 | 10.16 | 2x29 | 37.23 | 35.56 |
| 2x10 | 13.10 | 11.43 | 2x30 | 38.50 | 36.83 |
| 2x11 | 14.37 | 12.70 | 2x31 | 39.77 | 38.10 |
| 2x12 | 15.64 | 13.97 | 2x32 | 41.04 | 39.37 |
| 2x13 | 16.91 | 15.24 | 2x33 | 42.31 | 40.64 |
| 2x14 | 18.18 | 16.51 | 2x34 | 43.58 | 41.91 |
| 2x15 | 19.45 | 17.78 | 2x35 | 44.85 | 43.18 |
| 2x16 | 20.72 | 19.05 | 2x36 | 46.12 | 44.45 |
| 2x17 | 21.99 | 20.32 | 2x37 | 47.39 | 45.72 |
| 2x18 | 23.26 | 21.59 | 2x38 | 48.66 | 46.99 |
| 2x19 | 24.53 | 22.86 | 2x39 | 49.93 | 48.26 |
| 2x20 | 25.80 | 24.13 | 2x40 | 51.20 | 49.53 |

| | | | |
|---|---|---|---|
| X1321FVS−2x36S−C43D48 | PA6T | Brass | X1321W |
| PART NO | Material | Material(Pin) | Suitable XKB Wafer |

| | |
|---|---|
| AuGLAR | ±5° |
| X. | ±0.40 |
| X.x | ±0.30 |
| X.xx | ±0.20 |
| X.xxx | ±0.15 |
| UNSPECIFIED TOLERAuCES | |

XKB Connection

| | | | |
|---|---|---|---|
| DESIGN | 阿树 | VIEW: | MODEL TYPE: 1.27mm BTB Connector |
| CHECKED | | UNIT: mm/in | PART NO.: X1321FVS−2x36S−C43D48 |
| APPROVED | | SIZE: A4 | DWG NO.: X−X1321FVS−2x36S−C43D48 |

XKB INDUSTRIAL PRECISION CO.,LIMITED

| SCALE | PAGE | REVISION |
|---|---|---|
| N/A | 1/1 | A0 |