REVISIONS					
REV.	ECN NO.	LOCATION	DESCRIPTION	DATE	DESIGN
A1	N/A			2025.12.19	
A2	N/A			2026.03.30	

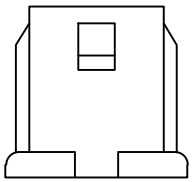

2Y/3Y

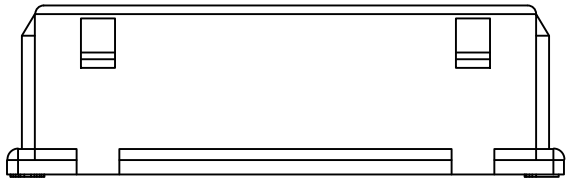

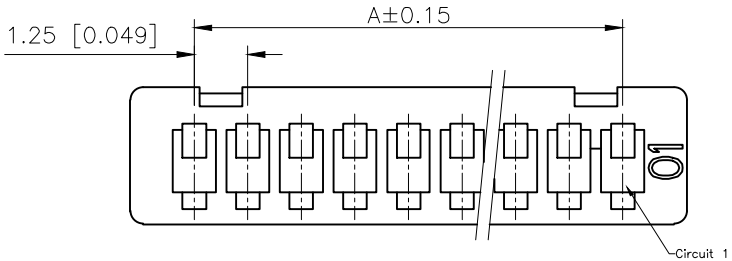

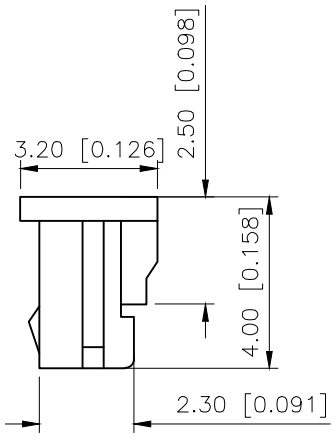

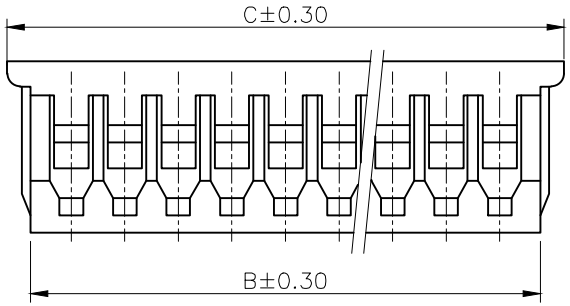

■SPECIFICATIONS
- Voltage rating:125V AC/DC
- Current rating:1A AC/DC
- Withstanding Voltage:250V AC/minute
- Temperature range:−45°C~+125°C
- Insulation resistance:≥100MΩ
- Contact resistance:≤20mΩ
- After environmental testing:≤40mΩ

PART NO.:

X9821 H M−06 A−PT HF

Series No
Category:H−HSG
Category:M−Male Housing
Row No.Pin No:XX−02~16Pin
Plug the Pin &Special No.:A−No Gap
Material:PT−PBT 94V−0
N0−PA66 94V−0
HF−Halogen free

Poles	Dimension mm			Poles	Dimension mm		
	A	B	C		A	B	C
2	1.25	2.95	4.25	10	11.25	12.95	14.25
3	2.50	4.20	5.50	11	12.50	14.20	15.50
4	3.75	5.45	6.75	12	13.75	15.45	16.75
5	5.00	6.70	8.00	13	15.00	16.70	18.00
6	6.25	7.95	9.25	14	16.25	17.95	19.25
7	7.50	9.20	10.50	15	17.50	19.20	20.50
8	8.75	10.45	11.75	16	18.75	20.45	21.75
9	10.00	11.70	13.00				

X9821HM−06A−N0HF	Nylon 66 UL 94V−0 Halogen−Free	X9821TF	X9821W
X9821HM−06A−PTHF	PBT UL 94V−0 Halogen−Free		
PART N0	Material	Suitable XKB Terminal	Suitable XKB Wafer

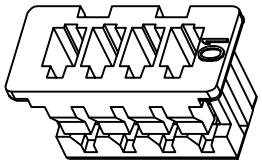

3D ( )

AuGLAR	±5°
X.	±0.40
X.x	±0.30
X.xx	±0.20
X.xxx	±0.15
UNSPECIFIED TOLERAuCES	

XKB Connection

DESIGN		VIEW:	MODEL TYPE: 1.25mm Crimp Style Connectors
CHECKED		UNIT: mm/in	PART NO.: X9821HM−06A−PTHF
APPROVED		SIZE: A4	DWG NO.:

XKB INDUSTRIAL PRECISION CO.,LIMITED

SCALE	PAGE	REVISION
N/A	1/1	A2