REVISIONS					
REV.	ECN NO.	LOCATION	DESCRIPTION	DATE	DESIGN
A0	N/A		新增卡扣R角，增强卡扣强度	2024.05.31	桑 甚

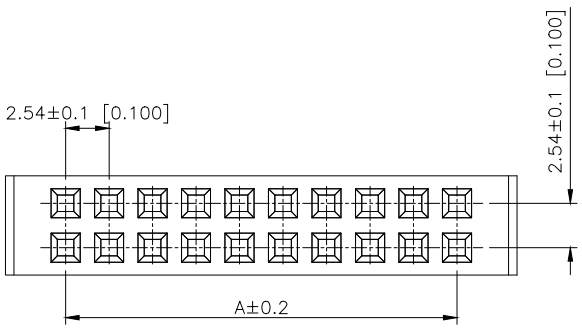

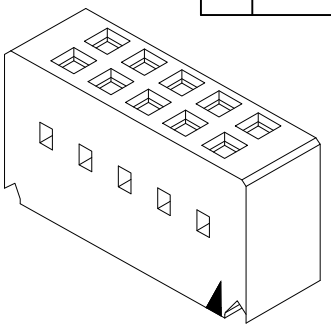

3D VIEW

Specifications(规格):
1. Voltage rating(额定电压):250V AC DC
2. Current rating(额定电流):3.0A AC/DC
3. Withstanding voltage(耐压值):≥1500V AC/minute
4. Insulation resistance(绝缘电阻):1000MΩ Min
5. Contact resistance(绝缘电阻):20mΩ Max
6. Temperature range(使用温度):-25℃~+85℃

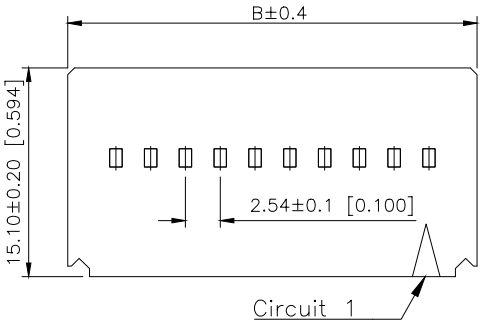

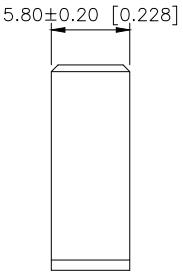

PART NO.: X9555 H-2x05 B-PT
① ② ③ ④ ⑤ ⑥

① Series No
② Category:H-Housing
③ Row No-Pin: 2x02-2x20P
④ Special No:B-Single gap
⑤ Material:PT-PBT UL 94V-0
⑥ Color:Blank-Natural Color

poles	Dimensions(mm)		poles	Dimensions(mm)	
	A	B		A	B
2x02	2.54	9.54	2x12	27.94	34.94
2x03	5.08	12.08	2x13	30.48	37.48
2x04	7.62	14.62	2x14	33.02	40.02
2x05	10.16	17.16	2x15	35.56	42.56
2x06	12.70	19.70	2x16	38.10	45.10
2x07	15.24	22.24	2x17	40.64	47.64
2x08	17.78	24.78	2x18	43.18	50.18
2x09	20.32	27.32	2x19	45.72	52.72
2x10	22.86	29.86	2x20	48.26	55.26
2x11	25.40	32.40			

X9555H-2x05B-PT	PBT UL 94V-0	X955T	X9555W
PART NO	Material	Material(pin)	Suitable XKB Wafer

ANGLAR	±5°
X.	±0.40
X.x	±0.30
X.xx	±0.20
X.xxx	±0.15
UNSPECIFIED TOLERANCES	

XKB INDUSTRIAL PRECISION CO.,LIMITED

DESIGN	桑 甚	VIEW:	MODEL TYPE: 2.54mm Crimp Style Connectors
CHECKED		UNIT: mm/in	PART NO.: X9555H-2x05B-PT
APPROVED		SIZE: A4	DWG NO.: X-X9555H-2x05B-PT
			SCALE N/A · PAGE 1/1 · REVISION A0