REVISIONS					
REV.	ECN NO.	LOCATION	DESCRIPTION	DATE	DESIGN
A0	N/A		INITIAL RELEASE	2025.09.26	阿树
/	N/A		/	/	/

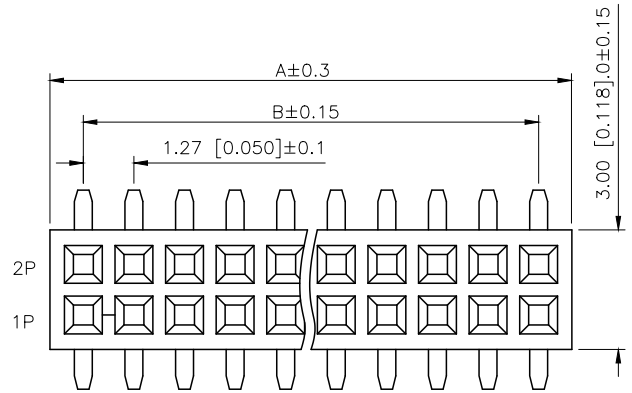

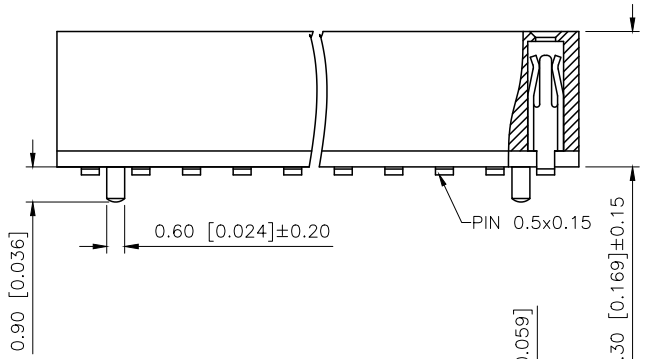

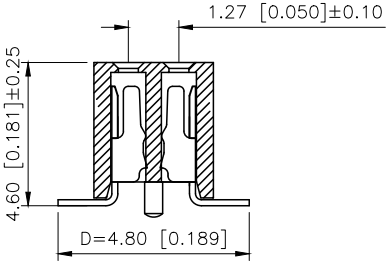

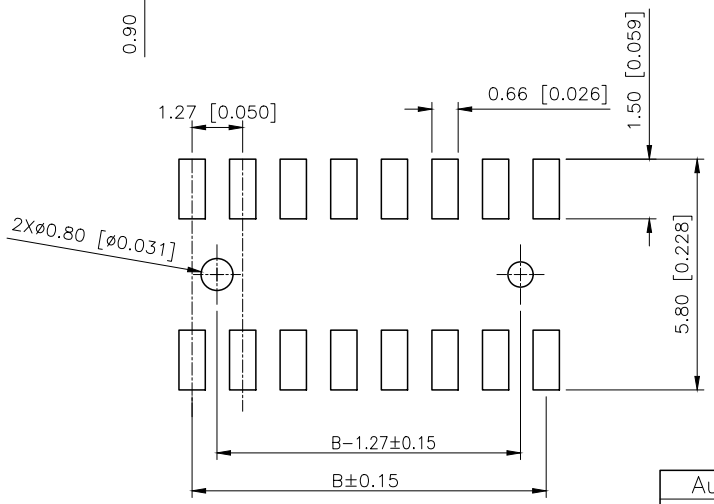

Recommended P.C.B Layout(Top Side)
(PCB BOARD TOLERANCE±0.05)

SPECIFICATIONS
Rated Current:1.0AMP
Contact Resistance:20mΩ Max
Withstand Voltage:500V AC/DC
Insulation Resistance:1000MΩ Min
Operation Temperature:−40°c to +105°c

Contact Material:Phosphor Bronze
Contact Plating:Gold flash
Insulator Material:Polyester(UL94V−0)
Standard: PA6T
Max.Processing Temp: 230°C for 30−60 seconds
(260°C for 10 seconds)

PART NO.:

X1321 F V S−2x04 S−C43 D48
① ② ③ ④ ⑤ ⑥ ⑦ ⑧

①Series No
②Category:F−Famale
③Welding Board Angle:V−Stright 180°
④Welding Way:S−SMT
⑤Row No.Pin No:2xXX−2x01~2x40P
⑥Special No:S−With positioning column
⑦Plastic Height:C=4.3mm
⑧Pin Length:D=4.8mm

Contacts Per Row	Dimensions A	Dimensions B	Contacts Per Row	Dimensions A	Dimensions B
			2x21	27.07	25.40
2x02	2.94	1.27	2x22	28.34	26.67
2x03	4.21	2.54	2x23	29.61	27.94
2x04	5.48	3.81	2x24	30.88	29.21
2x05	6.75	5.08	2x25	32.15	30.48
2x06	8.02	6.35	2x26	33.42	31.75
2x07	9.29	7.62	2x27	34.69	33.02
2x08	10.56	8.89	2x28	35.96	34.29
2x09	11.83	10.16	2x29	37.23	35.56
2x10	13.10	11.43	2x30	38.50	36.83
2x11	14.37	12.70	2x31	39.77	38.10
2x12	15.64	13.97	2x32	41.04	39.37
2x13	16.91	15.24	2x33	42.31	40.64
2x14	18.18	16.51	2x34	43.58	41.91
2x15	19.45	17.78	2x35	44.85	43.18
2x16	20.72	19.05	2x36	46.12	44.45
2x17	21.99	20.32	2x37	47.39	45.72
2x18	23.26	21.59	2x38	48.66	46.99
2x19	24.53	22.86	2x39	49.93	48.26
2x20	25.80	24.13	2x40	51.20	49.53

X1321FVS−2x04S−C43D48	PA6T	Brass	X1321W
PART NO	Material	Material(Pin)	Suitable XKB Wafer

AuGLAR	±5°
X.	±0.40
X.x	±0.30
X.xx	±0.20
X.xxx	±0.15
UNSPECIFIED TOLERAuCES	

XKB Connection

DESIGN	阿树	VIEW:	MODEL TYPE: 1.27mm BTB Connector
CHECKED		UNIT: mm/in	PART NO.: X1321FVS−2x04S−C43D48
APPROVED		SIZE: A4	DWG NO.: X−X1321FVS−2x04S−C43D48

XKB INDUSTRIAL PRECISION CO.,LIMITED

SCALE	PAGE	REVISION
N/A	1/1	A0