## ■ Specifications :

- Voltage rating: 125V AC / DC
- Current rating: 1A AC / DC
- Withstanding voltage: 250V AC/minute
- Temperature range: -25°C~+85°C
- Insulation resistance: ≥100MΩ
- Contact resistance: ≤20mΩ
- After environmental testing : ≤40mΩ

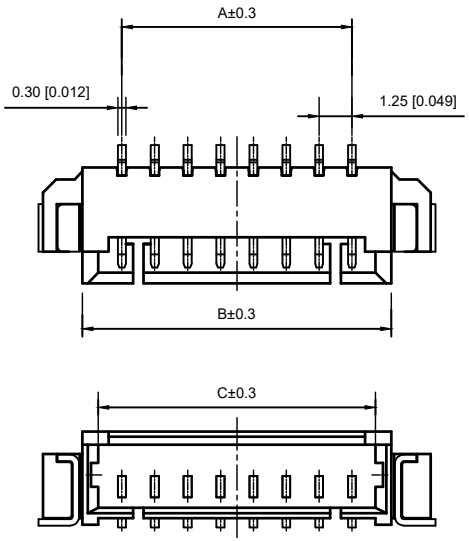


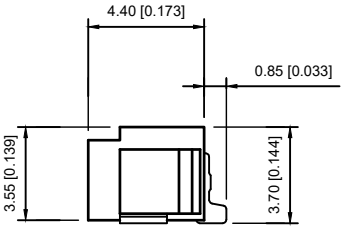


X9821 W R S-06-9T SN
① ② ③ ④ ⑤ ⑥ ⑦

① Series No.
② Category : W-WAFER
③ Welding Board Angle : R-Straight 90°
④ Welding Way:S-SMT
⑤ Row No.-Pin No.: XX-02P~16P
⑥ Material : 9T-PA9T 94V-0
⑦ Plating Category: Sn-Bright Tin Plating

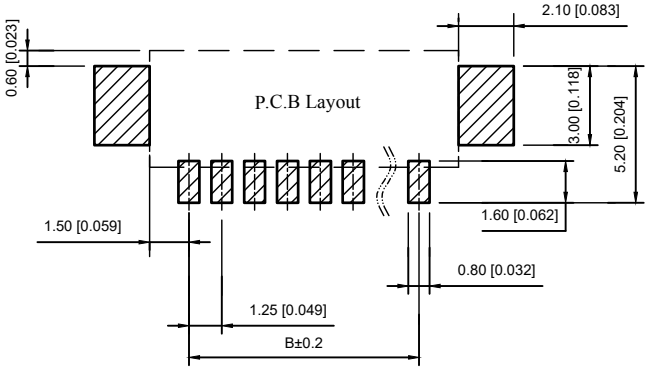


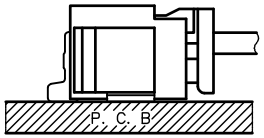


| Poles | Dimensions(mm) | | | Poles | Dimensions(mm) | | |
|---|---|---|---|---|---|---|---|
| | A | B | C | | A | B | C |
| 02 | 1.25 | 4.25 | 3.05 | 12 | 13.75 | 16.75 | 15.55 |
| 03 | 2.50 | 5.50 | 4.30 | 13 | 15.00 | 18.00 | 16.80 |
| 04 | 3.75 | 6.75 | 5.55 | 14 | 16.25 | 19.25 | 18.05 |
| 05 | 5.00 | 8.00 | 6.80 | 15 | 17.50 | 20.50 | 19.30 |
| 06 | 6.25 | 9.25 | 8.05 | 16 | 18.75 | 21.75 | 20.55 |
| 07 | 7.50 | 10.50 | 9.30 | | | | |
| 08 | 8.75 | 11.75 | 10.55 | | | | |
| 09 | 10.00 | 13.00 | 11.80 | | | | |
| 10 | 11.25 | 14.25 | 13.05 | | | | |
| 11 | 12.50 | 15.50 | 14.30 | | | | |

| X9821WRS-06-9TSN | PA9T UL 94V-0 | Brass | Tin-Plated | X9821H |
|---|---|---|---|---|
| PART N0 | Material | Material(pin) | Finish(pin) | Suitable XKB Housing |

| MARK | DESCRIPTION | DATE | REVISED | APPROVED |
|---|---|---|---|---|
| | | | | |
| ΔX | | | | |
| ΔX | | | | |
| ΔX | | | | |

REVISIONS

| UNSPECIFIED TOLERANCES | |
|---|---|
| ANGLAR | ±5° |
| L≤4 | ±0.2 |
| 4<L≤16 | ±0.3 |
| 16<L≤63 | ±0.4 |
| L>63 | ±0.5 |

| | | | | |
|---|---|---|---|---|
| DSND | | DATE | | SCALE: N/A |
| DWN | | DATE | | VIEW: |
| CHKD | | DATE | | UNIT: mm/in |
| APPD | | DATE | | SIZE: A4 |

MODEL TYPE: 1.25mm Crimp Style Connectors

PART NO.: X9821WRS-06-9TSN

DWG NO.: X-X9821WRS-06-9TSN

XKB INDUSTRIAL PRECISION CO.,LIMITED

| WEIGHT | SHEET | REVISION |
|---|---|---|
| 1.0g | 1/1 | A0 |