| REVISIONS | | | | | |
|---|---|---|---|---|---|
| REV. | ECN NO. | LOCATION | DESCRIPTION | DATE | DESIGN |
| A0 | N/A | | INITIAL RELEASE | / | / |
| A1 | N/A | | 图面升级整理图面 | 2024.9.28 | 阿树 |

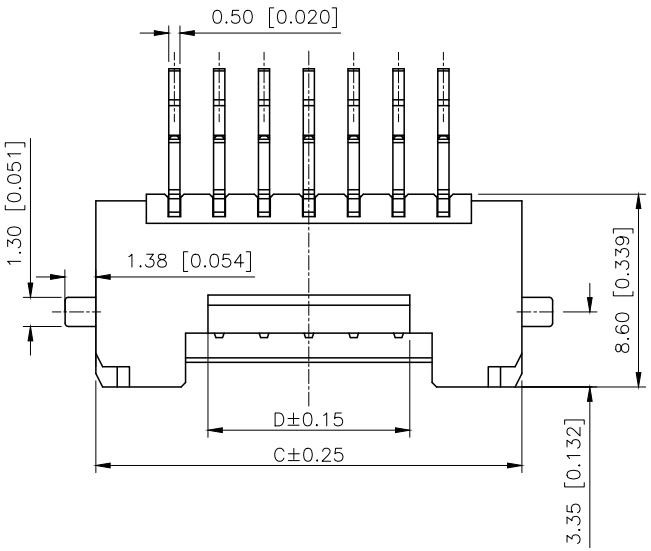


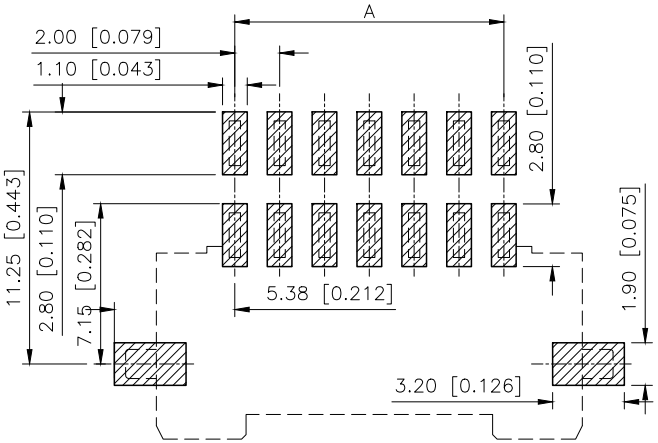


PCB LAYOUT

■SPECIFICATIONS
- •Voltage rating:250V AC/DC
- •Current rating:3A AC/DC
- •Withstanding Voltage:1000V AC/minute
- •Temperature range:−40°C~+125°C
- •Insulation resistance:≥1000MΩ
- •Contact resistance:≤30mΩ
- •After environmental testing:≤50mΩ

PART NO.:

X2026 W R S−2x09 D−LP SW B
① ② ③ ④ ⑤ ⑥ ⑦ ⑧ ⑨

①Series No
②Category:W−Wafer
③Welding Board Angle:R−Stright 90°
④Welding Way:S−SMT
⑤Row No.Pin No:2xXX−2x02~2x16Pin
⑥Plug the Pin&Special NO:
D−With Lock in the middle
⑦Material:LP−LCP 94V−0
⑧Plating Category:SW−Fog Tin Plating
⑨Color:B−Black
Blank−Natural Color

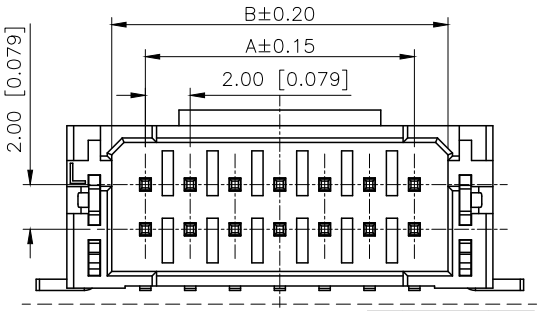


| D | |
|---|---|
| 202~205 | 0.10 |
| 206~216 | 0.12 |

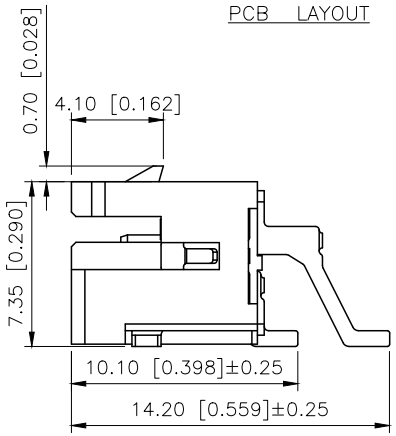


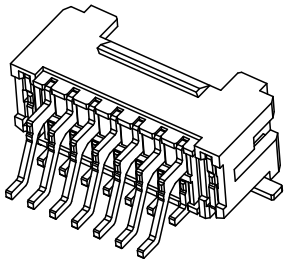

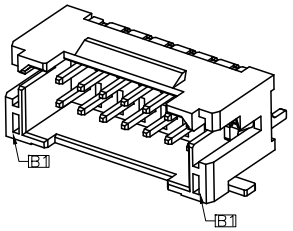


| Poles | Dimensions (mm) | | | | Poles | Dimensions (mm) | | | |
|---|---|---|---|---|---|---|---|---|---|
| | A | B | C | D | | A | B | C | D |
| 2x02 | 2.00 | 5.00 | 9.00 | 3.00 | 2x10 | 18.00 | 21.00 | 25.00 | 15.00 |
| 2x03 | 4.00 | 7.00 | 11.00 | | 2x11 | 20.00 | 23.00 | 27.00 | 17.00 |
| 2x04 | 6.00 | 9.00 | 13.00 | | 2x12 | 22.00 | 25.00 | 29.00 | 19.00 |
| 2x05 | 8.00 | 11.00 | 15.00 | 5.00 | 2x13 | 24.00 | 27.00 | 31.00 | 21.00 |
| 2x06 | 10.00 | 13.00 | 17.00 | 7.00 | 2x14 | 26.00 | 29.00 | 33.00 | 23.00 |
| 2x07 | 12.00 | 15.00 | 19.00 | 9.00 | 2x15 | 28.00 | 31.00 | 35.00 | 25.00 |
| 2x08 | 14.00 | 17.00 | 21.00 | 11.00 | 2x16 | 30.00 | 33.00 | 37.00 | 27.00 |
| 2x09 | 16.00 | 19.00 | 23.00 | 13.00 | | | | | |

| PART NO | Material | Material(Pin) | Finish(Pin) | Suitable XKB Housing |
|---|---|---|---|---|
| X2026WRS−2x09D−LPSW | LCP UL 94−V0 | Brass | Tin−Plated | X2026H−D |

| AuGLAR | ±5° |
|---|---|
| X. | ±0.40 |
| X.x | ±0.30 |
| X.xx | ±0.20 |
| X.xxx | ±0.15 |
| UNSPECIFIED TOLERAuCES | |

XKB Connection 星创

| | | | |
|---|---|---|---|
| DESIGN | 阿树 | VIEW: | MODEL TYPE: 2.00mm Crimp Style Connector |
| CHECKED | | UNIT: mm/in | PART NO.: X2026WRS−2x09D−LPSW |
| APPROVED | | SIZE: A4 | DWG NO.: X−X2026WRS−2x09D−LPSW |

XKB INDUSTRIAL PRECISION CO.,LIMITED

| SCALE | PAGE | REVISION |
|---|---|---|
| N/A | 1/1 | A1 |