REVISIONS					
REV.	ECN NO.	LOCATION	DESCRIPTION	DATE	DESIGN
A0	N/A		INITIAL RELEASE	/	/
A1	N/A		图面升级整理图面	2024.9.04	阿树

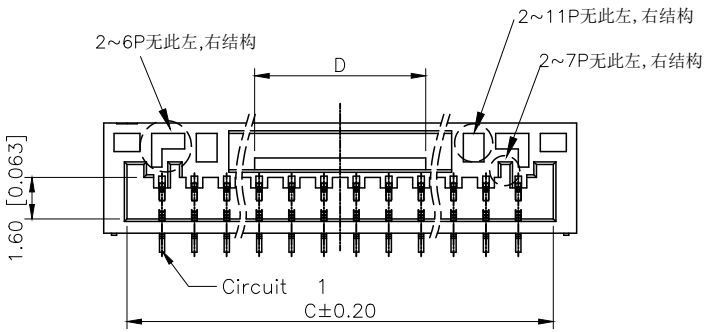

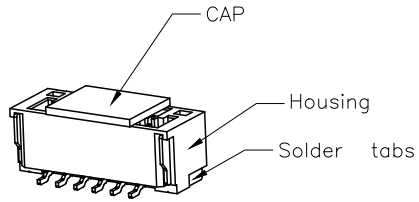

3D VIEWS

■SPECIFICATIONS
- Voltage rating:50V AC/DC
- Current rating:1A AC/DC
- Withstanding Voltage:500V AC/minute
- Temperature range:−40°C~+125°C
- Insulation resistance:≥100MΩ
- Contact resistance:≤20mΩ

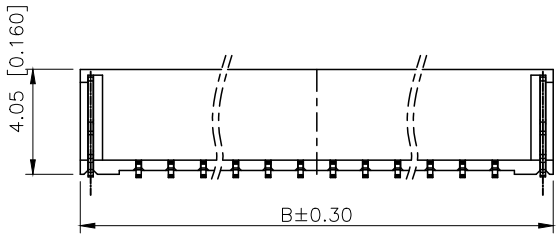

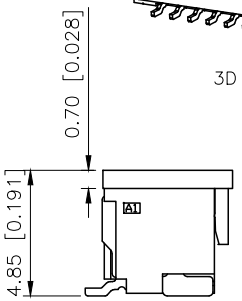

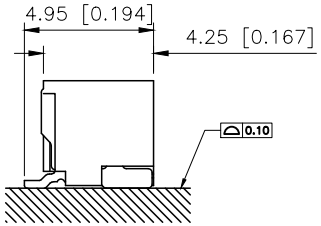

PART NO.:

X1251 W V S−05 HF−LP SW
① ② ③ ④ ⑤ ⑥ ⑦ ⑧

①Series No
②Category:W−Wafer
③Welding Board Angle:V−Stright 180°
④Welding Way:S−SMT
⑤Special N0:HF−Halogen free
⑥Row No.Pin No:XX−02~15Pin
⑦Material:LP−LCP UL94V−0 Natural
⑧Planting:SW−Tin Plated

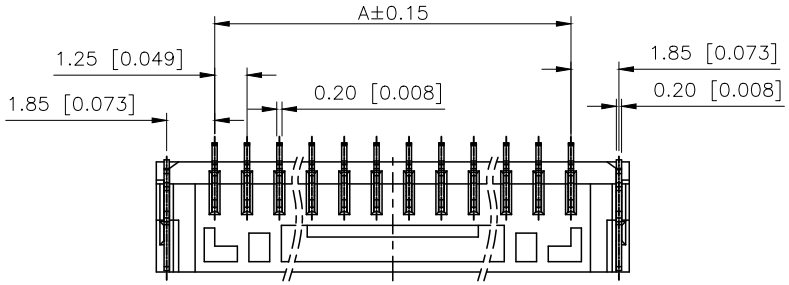

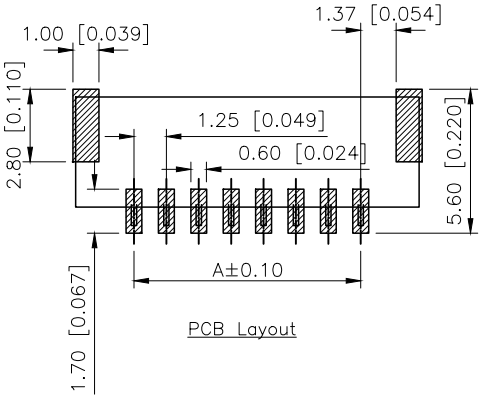

PCB Layout

Poles	Dimensions(mm)				Poles	Dimensions(mm)			
	A	B	C	D		A	B	C	D
02	1.25	5.75	3.75	0.75	09	10.00	14.50	12.50	4.65
03	2.50	7.00	5.00	1.60	10	11.25	15.75	13.75	6.60
04	3.75	8.25	6.25	2.65	11	12.50	17.00	15.00	
05	5.00	9.50	7.50	2.50	12	13.75	18.25	16.25	
06	6.25	10.75	8.75	4.65	13	15.00	19.50	17.50	
07	7.50	12.00	10.00	4.65	14	16.25	20.75	18.75	
08	8.75	13.25	11.25	4.65	15	17.50	22.00	20.00	

X1251WVS−05HF−LPSW	LCP	Phosphor Bronze	X1251H
PART N0	Material	Material(Pin)	Suitable XKB Housing

AuGLAR	±5°
X.	±0.40
X.x	±0.30
X.xx	±0.20
X.xxx	±0.15
UNSPECIFIED TOLERAuCES	

XKB Connection 星创

DESIGN	阿树	VIEW:	MODEL TYPE: 1.25mm Crimp Style Connectors
CHECKED		UNIT: mm/in	PART NO.: X1251WVS−05HF−LPSW
APPROVED		SIZE: A4	DWG NO.: X−X1251WVS−05HF−LPSW

XKB INDUSTRIAL PRECISION CO.,LIMITED

SCALE	PAGE	REVISION
N/A	1/1	A1