General tolerances(mm)														
0 ~ 3	>3 ~ 6	>6 ~ 10	>10 ~ 18	>18 ~ 30	>30 ~ 50	>50 ~ 80	>80 ~ 120	>120 ~ 180	>180 ~ 250	>250 ~ 315	>315 ~ 400	>400 ~ 500	>500	0.1/10
±0.12	±0.18	±0.22	±0.26	±0.31	±0.37	±0.57	±0.80	±0.93	±1.05	±1.15	±1.60	±2.20	±2.50	±2°

REV.	DESCRIPTION	ECN NO.	NAME	DATE

UL Standard	B	C	D
Rated Voltage(V)/Current(A)	300/8	/	300/8
IEC Standard			
Overvoltage Category/Pollution Degree	II/2		
Rated Voltage(V)/Current(A)	250/7		
Rate Impulse Voltage(KV)	2.5		
Pitch(mm)/Poles	3.81/N=02~24P		
Operating temperature(°C)	−40~+105		
Conform to RoHS	Yes		

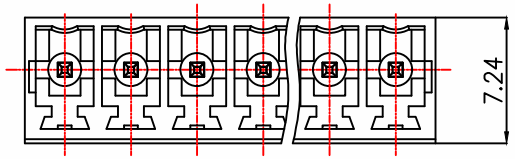

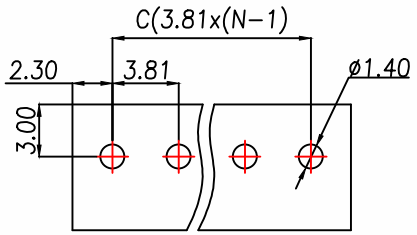

PCB LAYOUT

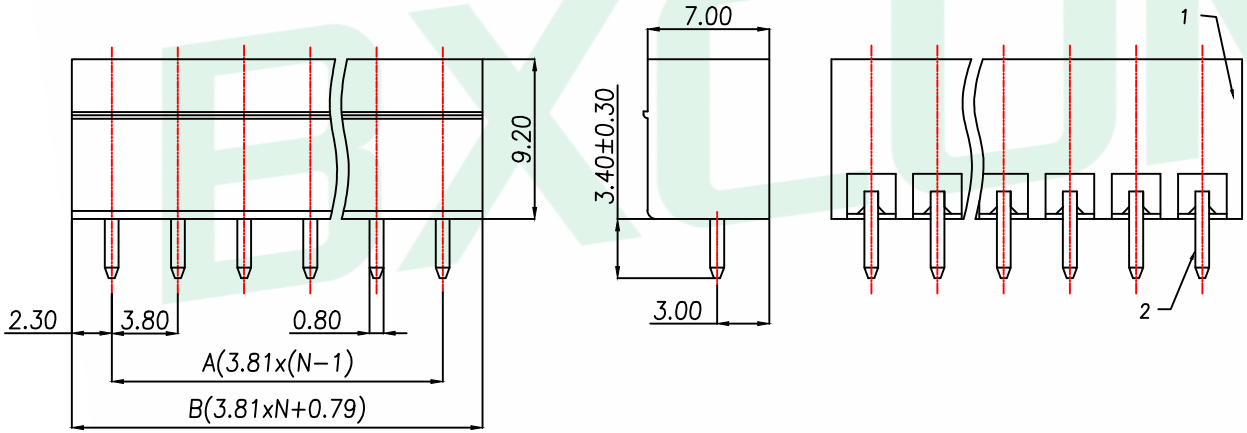

Product model	PIN	A	B	C
JCB381−Z0MB2P	2	3.81	8.41	3.81
JCB381−Z0MB3P	3	7.62	12.22	7.62
JCB381−Z0MB4P	4	11.43	16.03	11.43
JCB381−Z0MB5P	5	15.24	19.84	15.24
JCB381−Z0MB6P	6	19.05	23.65	19.05
JCB381−Z0MB7P	7	22.86	27.46	22.86
.....	....	....	....	....
JCB381−Z0MB24P	24	3.81x(N−1)	3.81xN+0.79	3.81x(N−1)

ITEM	NAME OF PART	MATERIAL	NOTES
2	Pin	Copper alloy	Sn Plated
1	Housing	PA66	UL94V−0 Black

GENERAL TOLERANCE

DIM. TOL.

GENERAL ANGLE:

DONGGUAN BAOXUN PRECISION TECHNOLOGY CO., LTD

BXCONN®

TITLE: Socket−type terminal

DWG. NO.: JCB381−Z0MBXP

PART NO.: JCB381−Z0MBXP

CHECKED: MAX

DRAWN: ELLA

APPROVED: WILL

UNIT:	SCALE:	SHEET:	DWG. SIZE:	LAYER:
mm	none	1 of 1	A4	bxconn