REV.	DESCRIPTION	ECN NO.	NAME	DATE

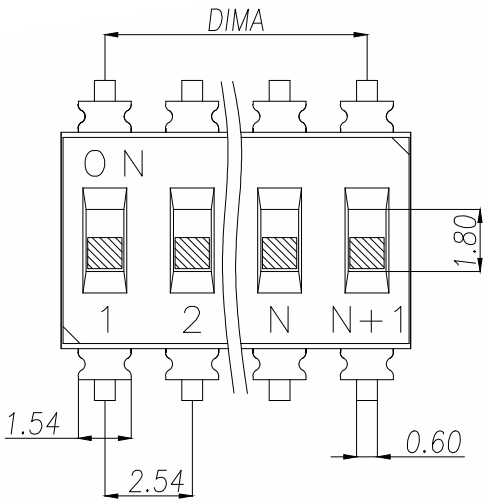

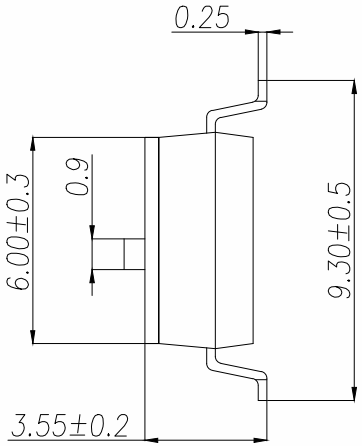

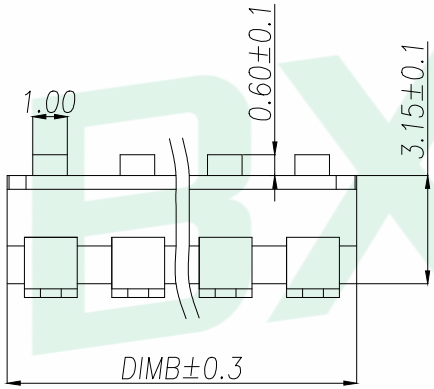

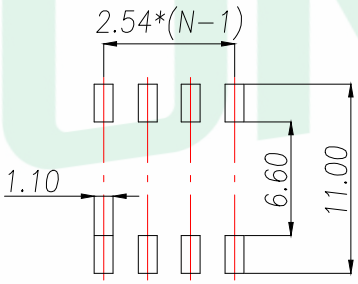

[P.C.B.LAYOUT]

NOTES:

1.Specification:

1>.Operation force: 1000gf Max.

2>.Operation Temperature: -30℃ to +85℃.

3>.Storage Temperature: -40℃ to +85℃.

4>.Mechanical Life: 3000 cycles operations.

5>.Resistance to Soldering: 260±5℃ for 3-5 Seconds.

2.PLATING:

1>.GOLD flash 1u"(min) SOLDERTAIL,

3u" GOLD PLATING ON THE CONTACT AREA.

Product model	PIN	A	B
DSIC-1P-TP	1	0.00	2.54
DSIC-2P-TP	2	2.54	5.08
DSIC-3P-TP	3	5.08	7.62
DSIC-4P-TP	4	7.62	10.16
DSIC-5P-TP	5	10.16	12.70
DSIC-6P-TP	6	12.70	15.24
DSIC-7P-TP	7	15.24	17.78
DSIC-8P-TP	8	17.78	20.32
DSIC-9P-TP	9	20.32	22.86
DSIC-10P-TP	10	22.86	25.40
DSIC-12P-TP	12	27.94	30.48

3.ELECTRICAL:

1>.Non-switch Rating:100mA at 50V DC.

2>.Switching Rating: 25mA at 24V DC.

3>.Contact Resistance: Inital 50mΩ Max.

Contact Resistance: After life 100mΩ Max.

4>.Insulation Resistance:100MΩ Min at 500VDC.

5>.Dielectric Strength: 500V AC for 60seconds.

6>.Switch Capacitance: 5PF Max at 1MHZ.

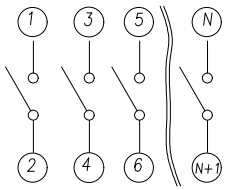

[Schematic]

GENERAL TOLERANCE		
DIM.	TOL.	
>0	±0.05	
>1	±0.10	
>10	±0.30	
GENERAL ANGLE:		
>0°	±0.5°	
>5°	±1.0°	

DONGGUAN BAOXUN PRECISION TECHNOLOGY CO., LTD

BXCONN®

TITLE: DSIC Series Pitch 2.54mm

DWG. NO.: DSIC-XP-TP | CHECKED: MAX

PART NO.: DSIC-XP-TP | DRAWN: ELLA

UNIT:	SCALE:	SHEET:	DWG. SIZE:	LAYER:	APPROVED:
mm	none	1of 1	A4	bxconn	WILL