LUTETECH 陆特科技

Low Rho 1206L600SL12NRGW

Surface Mount PPTC Devices

Features
- Size 0.12*0.06 inch /3.2*1.6 mm
- Surface mount resettable fuse
- Fast time-to-trip
- Ultra low internal resistance
- RoHS compliant, lead-free and halogen-free
- Compatible with high temperature solders

Electrical Characteristics (25℃)/电性参数

Part Number	Marking	I_{hold} (A)	I_{trip} (A)	V_{max} (Vdc)	I_{max} (A)	P_d typ. (W)	Time to Trip (Max.)		Resistance	
							Current (A)	Time (Sec)	R min (Ω)	R 1max (Ω)
1206L600SL12NRGW	T	6.00	12.0	12.0	40	1.5	20.0	5.0	0.001	0.010

I_{hold} = Hold current: maximum current device will pass without tripping in 25℃ still air. 保持电流=在 25℃静止空气环境中,元件不动作的最大电流。
I_{trip} = Trip current: minimum current at which the device will trip in 25℃ still air. 动作电流=在 25℃静止空气环境中,元件的最小动作电流.。
V_{max} = Maximum voltage device can withstand without damage at rated current (I_{max}). 最大电压=元件在额定电流下能承受的最大电压。
I_{max} = Maximum fault current device can withstand without damage at rated voltage (V_{max}). 最大电流=元件在额定电压下能承受的最大电流.。
$P_{d\ typ.}$ = Typical power dissipated from device when in the tripped state at 25℃ still air. 动作功率=在 25℃静止空气环境中,元件动作状态下的消耗功率。
T_{trip} = Maximum time to trip(s) at assigned current reflow soldering of 260℃ for 20 sec. 动作时间=5 倍保持电流下的最大动作时间。
R_{min} = Minimum resistance of device in initial (un-soldered) state. 初始最小电阻=元件焊接前的初始最小阻值。
R_{1max} = Maximum resistance of device at 25℃ measured one hour after tripping or reflow soldering of 260℃ for 20 sec. 焊后最大电阻=元件焊接 1 小时后的最大阻值。
Caution : Operation beyond the specified rating may result in damage and possible arcing and flame. 注意：超出指定额定值的操作，可能会导致损伤并可能产生电弧和火焰.

Product Dimensions(mm)/产品尺寸

Part Number	QTY	A		B		C		D	E
		Min	Max	Min	Max	Min	Max	Min	Min
1206L600SL12NRGW	3500	--	3.50	--	1.85	--	1.3	0.15	0.10

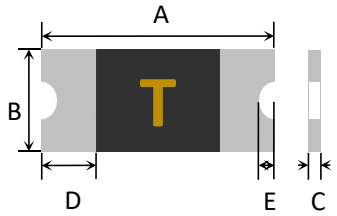

Temperature Derating/不同环境温度下的 I hold 值

Part Number	Ambient operating temperature hold current (I_{hold})								
	-40℃	-20℃	0℃	25℃	40℃	50℃	60℃	70℃	85℃
1206L600SL12NRGW	8.46	7.60	6.75	6.00	5.15	4.25	4.00	3.44	2.86

Solder Reflow Recommendations/回流焊建议

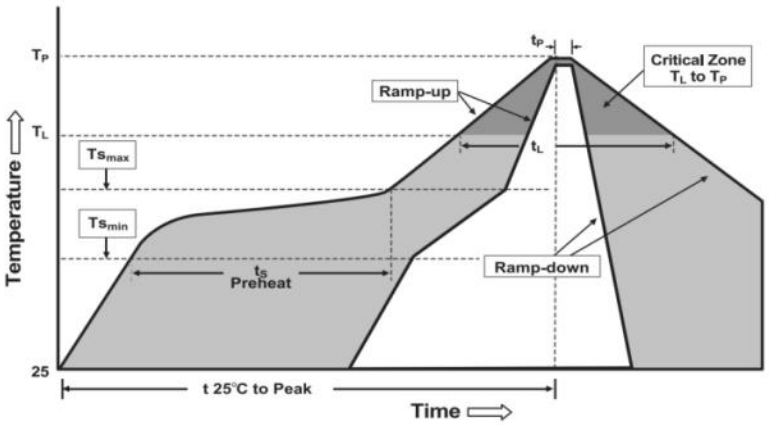

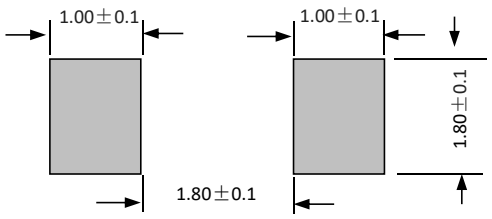

Recommended Pad Layout (mm)
建议焊盘布局(mm)

Part Number System/产品编号

1206 L 600 SL 12 N R G W

- Tape & Reel/卷盘包装
- Quantity Code/包装数量
- Special Voltage Rating/最大电压
- Low Rho PTC Series/低内阻系列
- Holding Current Rating/保持电流
- LUTE/陆特品牌
- Dimension Code/封装尺寸

Agency Approvals/认证

REACH COMPLIANT
RoHS COMPLIANT
HF Halogen FREE

www.lutefuse.com
Tel:86-755-28704432 Email:sales@sl-fuse.cn

Specifications are subject to change without notice
Revision 2020