项 目 Mapx	设 变 内 容 Modification	日 期 Date	修改人 Draw	核 准 Approve

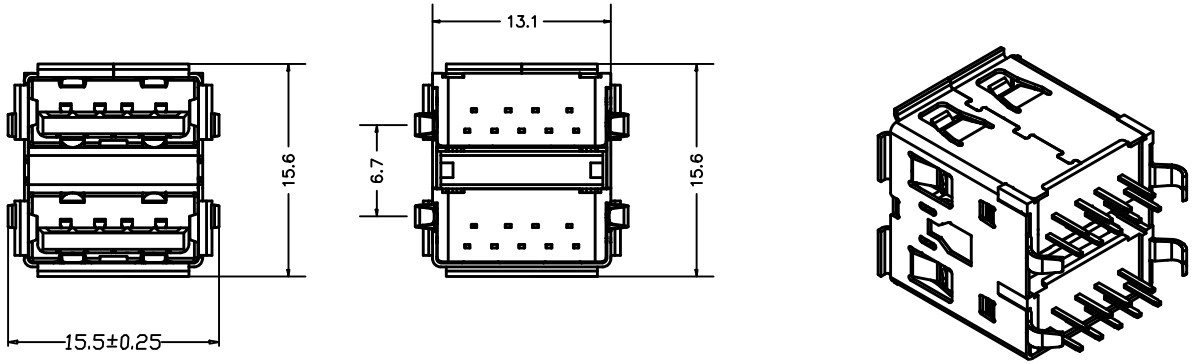

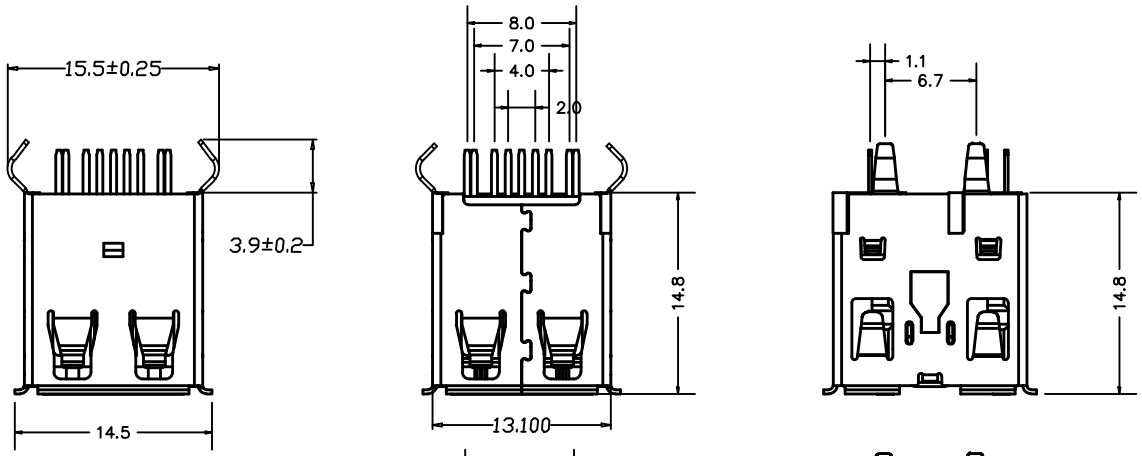

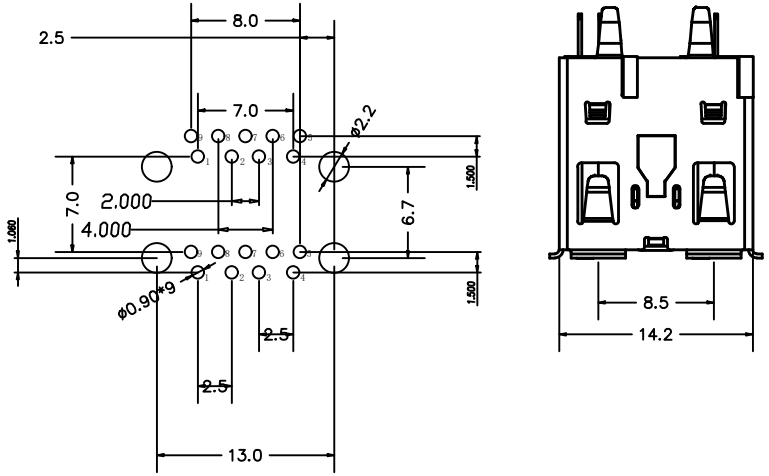

Pin NUMBER	SIGNAL NAME
1	VBUS
2	D-
3	D+
4	GND
5	StdA_SSRX-
6	StdA_SSRX+
7	GND_DRAIN
8	StdA_SSTX-
9	StdA_SSTX+
Shell	Shield

规格说明Specifications:

电气特性Electrical:

1.额定电流Current Rating:
1.5A/contact terminal接触端子

2.额定电压Voltage Rating:
30V DC

3.接触阻抗Contact Resistance:
30 milliohms MAX

4.耐电压Dielectnic Withstanding Voitage:
500 V AC AT Sea Levol

5.绝缘阻抗Lnsulation Resistance:
1000MEGA ohms MIN

物理性能Mechanical:

1.插拔力Cnnector Mate and Unmate Force:
Mate force:3.57kgf(MAX)
Unmate force:1.02kgf(MIN)

2.端子保持力Terminal Retenion:
1.0kgf(MIN)

原材料Matorial:

1.塑胶Housing:
Hing Temperature Tnermaplastics,

2.端子Contact:H65黄铜Copper Alloy C2680

3.外壳Shell:H65黄铜Copper Alloy C2680/SPCC

电镀Finish:

1.端子Contact: Piated Gold in Mating Area;
Tin On Solder Talls

端子四周镀60U"(MIN)—100U锡,"镀金1U"

2.外壳:Shell:
外壳四周镀60U"(MIN)镍

Nickel Plating

成品图 MANUFACTURE DWG		东莞市文章济美电子有限公司									
公差一览表 TOLERANCE UNLESS OTHERWISE											
.X±0.15	X.±5°	日期 DATE		单位 UNIT	MM	制图 DRAWING		DWG NO.	USB-3.0AF-SCZC-B		
.XX±0.05	.X±2°	审核 CHECXED		比例 SCALE	1 : 1	设计 DESIGN		品名 NAME			
.XXX±0.02	.XX±1°	核准 APPROVE		角法 VIEW				版本 VER		页数 SHEET	