LM-PESD1IVN27-UX

2-Line Bi-directional TVS Diode Array

Features

- Ultra low leakage: nA level
- Operating voltage: 27V
- Low clamping voltage
- Complies with following standards:
  - IEC 61000-4-2 (ESD) immunity test
    - Air discharge: ±30kV
    - Contact discharge: ±30kV
  - IEC61000-4-4 (EFT) 40A (5/50ns)
  - IEC61000-4-5 (Lightning) 4A (8/20 μs)
- RoHS Compliant
- AEC-Q101 qualified

Dimensions SOT-323

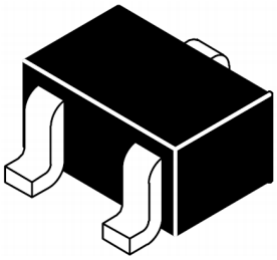

Pin Configuration

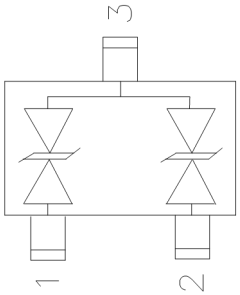

Applications

- Cell Phone Handsets andAccessories
- Microprocessor based equipment
- Personal DigitalAssistants(PDA 's)
- Notebooks, Desktops, and Servers
- Portable Instrumentation
- Networking and Telecom
- Serial and Parallel Ports
- Peripherals

Mechanical Characteristics

- Package: SOT-323
- Lead Finish: Lead Free
- UL Flammability Classification Rating 94V-0
- Quantity Per Reel:3000pcs
- Reel Size:7 inch
- Device Marking: 27TL

Absolute Maximum Ratings (Tamb=25°C unless otherwise specified)

Parameter	Symbol	Value	Unit
Peak Pulse Power (8/20μs)	Ppp	130	W
ESD per IEC 61000−4−2 (Air)	V_{ESD}	± 30	kV
ESD per IEC 61000−4−2 (Contact)		± 30	
Operating Temperature Range	T_J	-55 to +125	℃
Storage Temperature Range	T_{STJ}	-55 to +150	℃

Electrical Characteristics(TA=25°C unless otherwise specified)

Parameter	Symbol	Test Condition	Min	Typ	Max	Unit
Reverse Working Voltage	V_{RWM}				27	V
Breakdown Voltage	V_{BR}	I_T = 1mA	28	33	38	V
Reverse Leakage Current	I_R	V_{RWM} = 27V			0.2	μA
Clamping Voltage	V_C	I_{PP} = 1A (8 x 20 μs pulse) Any I/O pin to ground		25	28	V
Clamping Voltage	V_C	I_{PP} = 4A (8 x 20 μs pulse) Any I/O pin to ground		28	32	V
Junction Capacitance	C_J	V_R = 0V, f = 1MHz Any I/O pin to ground		5		pF

Typical Performance Characteristics(TA=25°C unless otherwise specified)

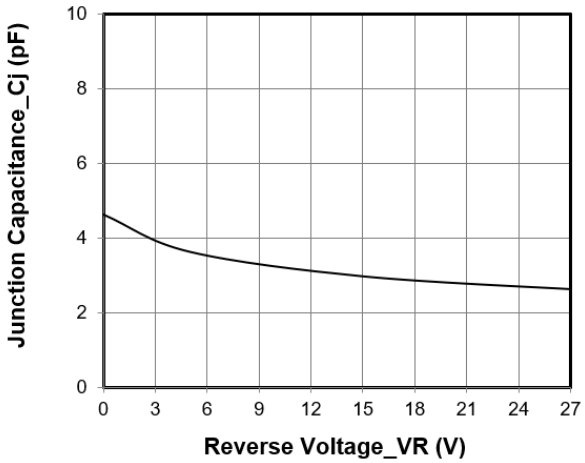

Junction Capacitance vs. Reverse Voltage

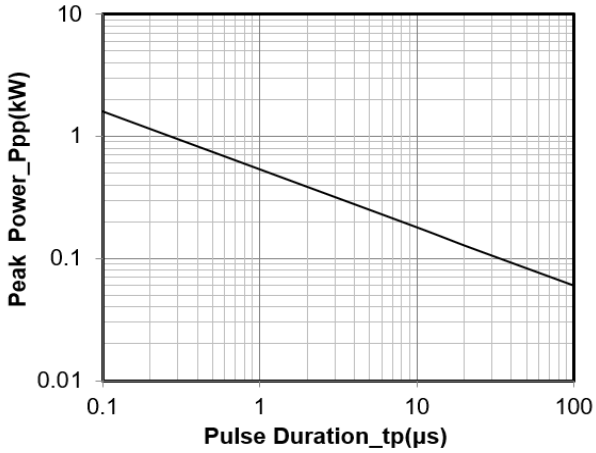

Peak Pulse Power vs. Pulse Time

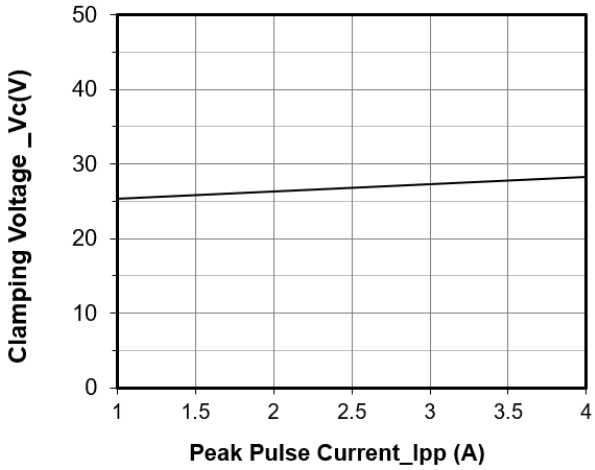

Clamping Voltage vs. Peak Pulse Current (tp = 8/20μs)

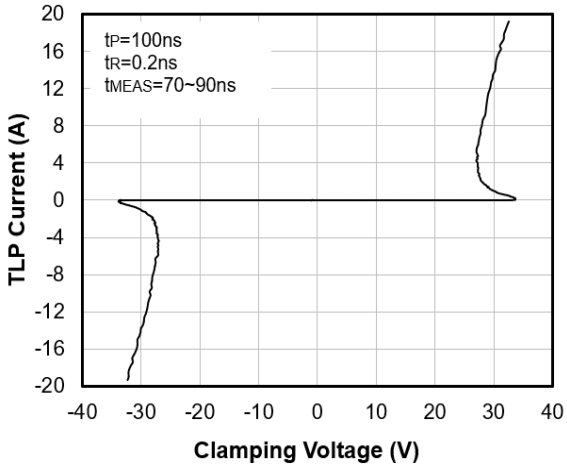

TLP Measurement

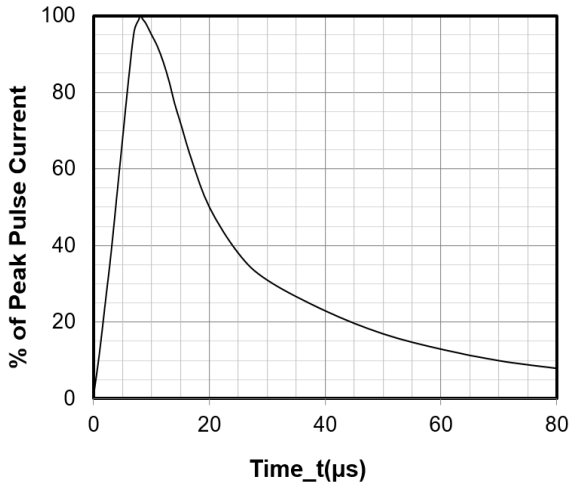

8 X 20μs Pulse Waveform

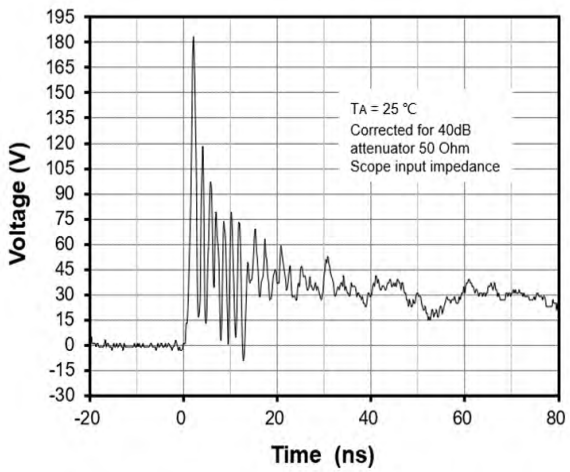

ESD Clamping Voltage

8 kV Contact per IEC61000−4−2

SOT-323 Package Outline Drawing

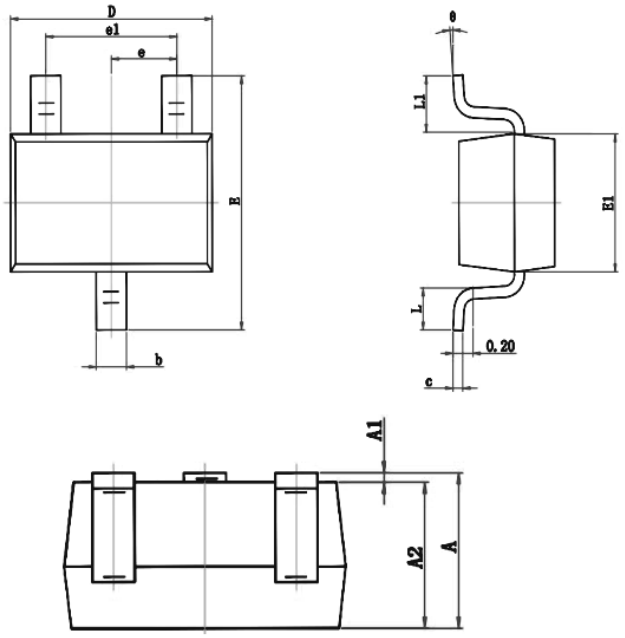

Symbol	Dim in mm		
	Min	Nor	Max
A	0.90	1.00	1.10
A1	0.00	0.05	0.10
A2	0.90	0.95	1.00
b	0.20	0.30	0.40
c	0.08	0.12	0.15
D	2.00	2.10	2.20
E	2.15	2.30	2.45
E1	1.15	1.25	1.35
e	0.650TPY.		
e1	1.2	1.3	1.4
L	0.26	0.36	0.46
L1	0.525REF.		
θ	0°	4°	8°

Suggested Land Pattern

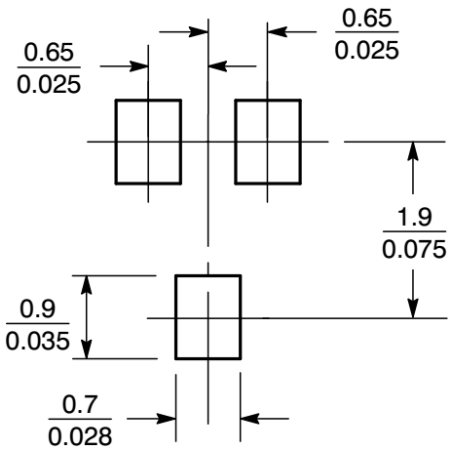

NOTICE
Leiditech reserves the right to make modifications,enhancements,improvements,corrections or other changes without further notice to any product herein. Leiditech does not assume any liability arising out of the application or use of any product described herein.

Shanghai Leiditech Electronic Technology Co., Ltd.
Email: sale1@leiditech.com
Tel : +86- 021 50828806
Fax : +86- 021 50477059