项 目 Mapx	设 李 内 容 Modification	日 期 Date	修改人 Draw	核 准 Approve

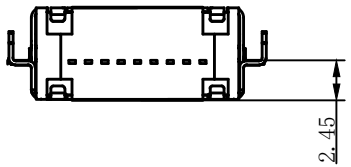

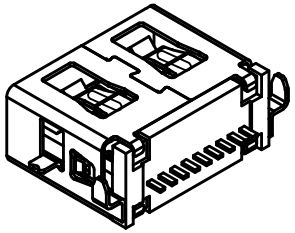

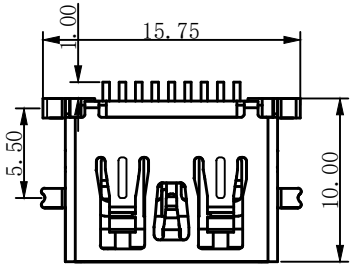

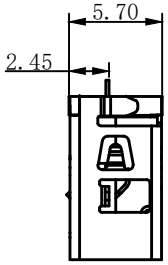

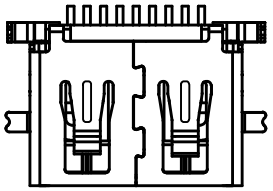

PIN NU_BER	SIGNAL NAME
1	USB电压 VBUS
2	D-(负极)
3	D+(正极)
4	地线
5	SSRX-
6	SSRX+
7	GND(地线)
8	SSTX-
9	SSTX+
shell	SHIEID

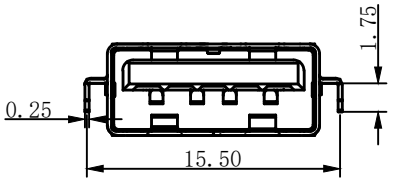

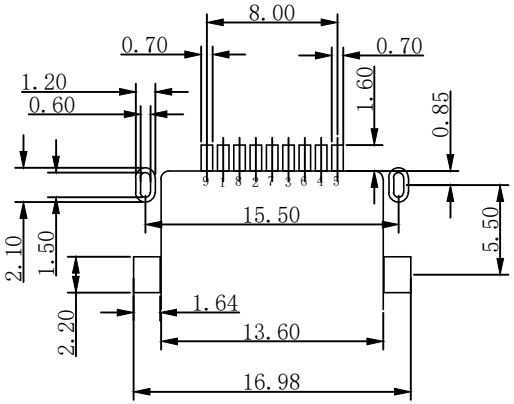

规格说明:Specifications:

电气特性:Electrical:

1.额定电流: Current Rating
1.5A/contact terminal

2.额定电压: Voltage Rating
30V DC

3.接触阻抗:Contact Resistance
30 milliohms MAX

4.耐电压:Dielectnic Withstanding Voitage:
500 V AC AT Sea Levol

5.绝缘阻抗:Lnsulation Resistance:
1000MEGA ohms MIN

物理性能:Mechanical:

1.插拔力: Cnnector Mate and Unmate Force
Mate force:3.57kgf(MAX)
Unmate force:1.02kgf(MIN)

原材料:Matorial:

1.塑胶:Housing:
Hing Temperature Tnermaplastics,

2.端子:Contact:Copper Alloy C2680

3.外壳:Shell: Copper Alloy C2680/SPCC

电镀:Finish:

1.端子:Contact: Piated Gold in Mating Area
Tin On Solder Talls
端子四周镀60U"(MIN)-100U锡,"镀金1U"

2.外壳:Shell:
外壳四周镀60U"(MIN)镍
Nickel Plating

成 品 图 MANUFACTURE DWG		东莞市文章济美电子有限公司									
公 差 一 览 表 TOLERANCE UNLESS OTHERWISE											
.X±0.20	X.±5°	日 期 DATE	2023.04.27	单 位 UNIT	MM	制 图 DRAWING		DWG NO.	USB-3.0AF-DT10.0CB2.45-B		
.XX±0.10	.X±2°	审 核 CHECXED		比 例 SCALE	1 : 1	设 计 DESIGN	LIUFU	品 名 NAME			
.XXX±0.02	.XX±1°	核 准 APPROVE		角 法 VIEW				版 本 VER	A0	页 数 SHEET	001