H3-MACP-011031

5-3250MHz 75Ω 14dB Coupler

- **APPLICATIONS**
- Ideally suited for CATV Broadband applications.
- **FEATURES**
- Surface mount
- 14dB Coupler
- RoHS compliant and Pb free
- Available on tape and reel

DIMENSIONS

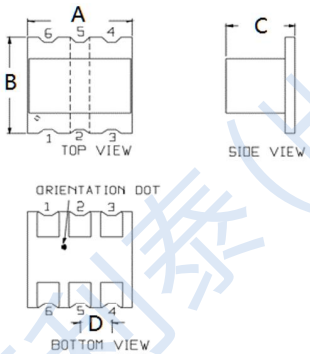

A	B	C
6.00	6.00	3.00
D		
2.00		

Unless otherwise stated dimensions are in mm

Tolerance: .xx ± 0.25, .xxx ± 0.05

Land Pattern

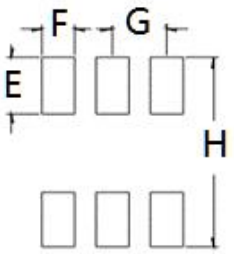

E	F	G
2.00	1.00	2.00
H		
7.00		

FUNCTIONAL SCHEMATIC

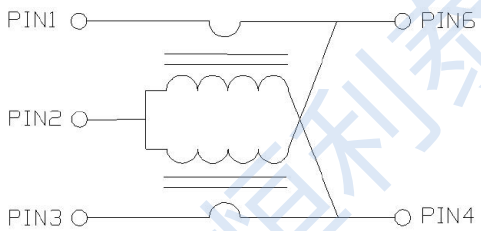

PIN CONFIGURATION

Pin No.	Function
1	Input
2	Ground
3	Coupled
4	Isolated
5	Not Connected
6	Output

APPLICATION & TEST CIRCUIT

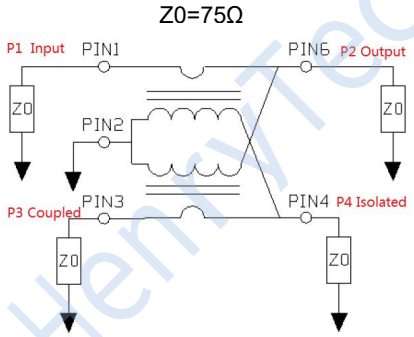

ELECTRICAL SPECIFICATIONS@25℃:

Parameters (P#: ENA PORT)	frequency band	Min.	Typ.	Max.	Unit
Port Impedance, Z0(P1/P2/P3/P4)			75/75/75/75		Ohm
Coupling (pin1-3)	5 - 3250 MHz	13.0	14.6	15.6	dB
Main Line Loss (pin1-6)	5 - 1500 MHz		1.3	1.4	dB
	1500-3250MHz		2.6	3.6	dB
Input Return Loss (pin1)	5 - 1000 MHz	17	20		dB
	1000-3250MHz	10	14		dB
Output Return Loss (pin6)	5 - 1000 MHz	17	23		dB
	1000-3250MHz	11	14		dB
Coupled Return Loss (pin3)	5 - 1000 MHz	15	19		dB
	1000-3250MHz	7	12		dB
Isolation	5 - 1000 MHz	27	36		dB
	1000-3250MHz	15	22		dB

ABSOLUTE MAXIMUM RATINGS

Parameter	Value
Input RF Power	500mW Max
DC Current	500mA Max
Operating Temperature Range	-40 to 85℃

Tel: +86-28-85589664
E-mail: mr_li@henglitaitech.com
Web: www.hltchips.com
Adress:Room 1401, 14th Floor, Building 5, Huaxi Science and Technology Innovation Center, No. 50, Shuxi Road, Jinniu District, Chengdu City

TEST CURVE

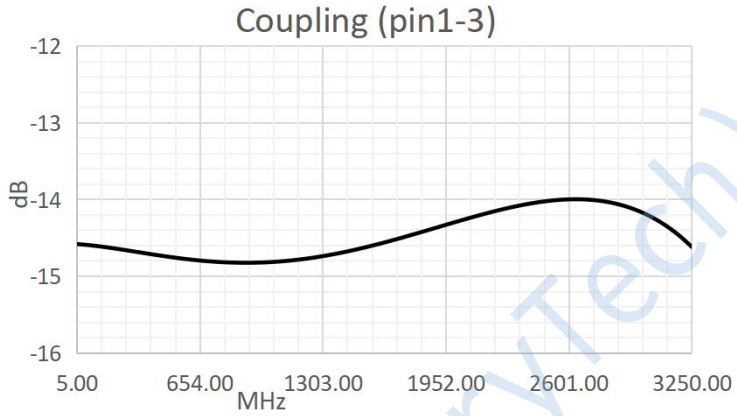

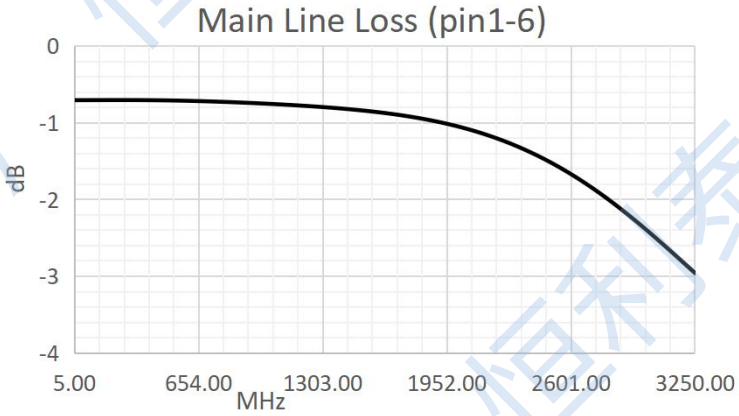

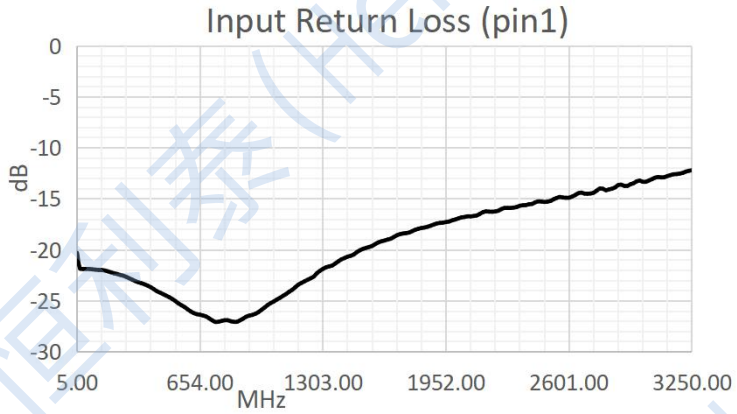

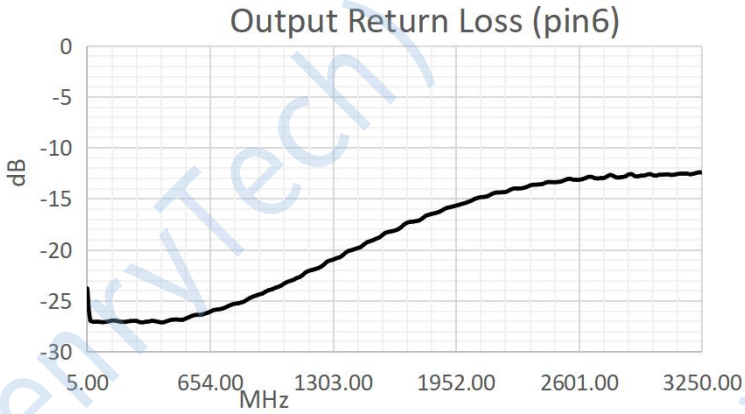

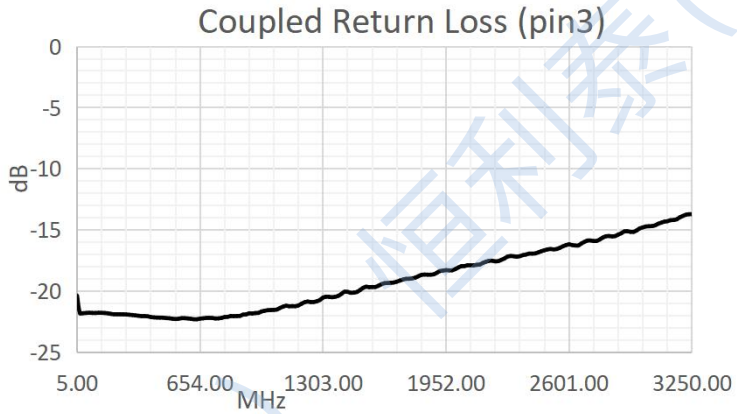

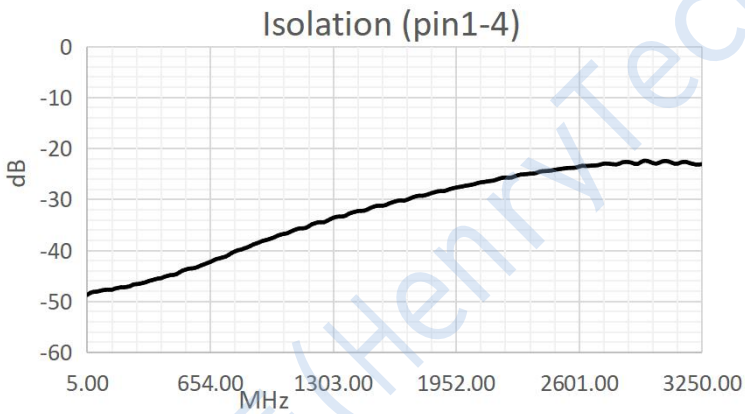

Tel: +86-28-85589664
E-mail: mr_li@henglitaitech.com
Web: www.hltchips.com
Adress:Room 1401, 14th Floor, Building 5, Huaxi Science and Technology Innovation Center, No. 50, Shuxi Road, Jinniu District, Chengdu City