承　　认　　书

SPECIFICATION FOR APPROVAL

CUSTOMER			
CUSTOMER'S P/N			
DATE	13/Feb/2025	REVISION NO.	A
PART NO.	CKNR3015Z　Series		
DRAWN NO.			
DESCRIPTION.	SMD POWER INDUCTOR		
Customer's Signature			

Approved by	Checked by	Drawn by
黄大燕	黄大燕	林树英
13/Feb/2025	13/Feb/2025	13/Feb/2025

广 东 今 凯 电 子 科 技 有 限 公 司

GUANG DONG CHK ELECTRONIC TECH Co., Ltd

广东省佛山市顺德区北滘万洋科创园二区3栋

Building 3, District 2, Beijiao Wanyang Science and Technology Innovation Park, Shunde District, Foshan City, Guangdong Province

www.gzchk.com

广 东 今 凯 电 子 科 技 有 限 公 司

GUANG DONG CHK ELECTRONIC TECH Co., Ltd

ECN HISTORY LIST

REV	DATE	DESCRIPTION	CHECK	APPROVED
A	2025/2/13	新作成	林树英	黄大燕

广 东 今 凯 电 子 科 技 有 限 公 司

GUANG DONG CHK ELECTRONIC TECH Co., Ltd

CUSTOMER	0	REVISION NO.	A
CUSTOMER'S P/N	0	PAGE	P 1/8
DESCRIPTION.	SMD POWER INDUCTOR	DRAWN NO.	0
PART NO.	CKNR3015Z Series	DATE	2025/2/13

1.SHAPE & DIMENSION

UNIT: mm

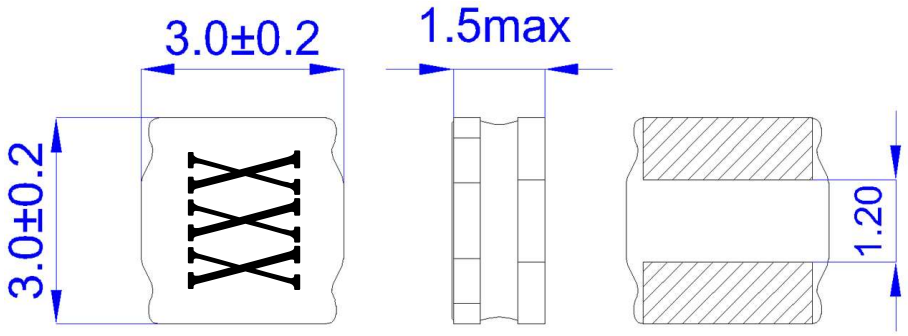

Recommended Pad

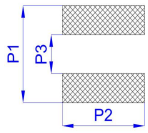

SCHEMATICS

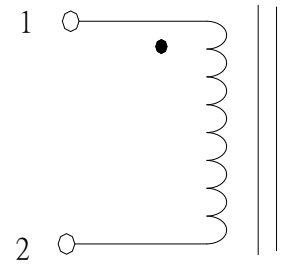

MARKING COLOR

BLACK

A	B	C	D	E	P1	P2	P3
3	3	3	1.5	1.2	3	2.7	1.4
±0.2	±0.2	±0.2	MAX	±0.3	Ref.	Ref.	Ref.

PART NUMBERING SYSTEM

CK	NR	3015	Z	-	2R2	M	C
1	2	3	4		5	6	7

1 CHK PRODUCTION (今凯制造)

2 PRODUCT CATEGORY （产品种类） NR-镍锌 NRS-合金

3 DIMENSIONS （尺寸规格）

4 MAERTIAL TYPE （材料类型）

5 INDUCTANCE （电感量）

6 TOLERANCE （公差） M:±20% N:±25% Y:±30%

7 PACKAGING （包装方式） C - 编带盘装 B - 盒装

APPROVED BY	CHECKED BY	DRAFT BY
黄大燕	黄大燕	林树英

2.SERIES SPECIFICATION

◆ CKNR3015Z Series Specification:

Part Number	Inductance	Test Freq	DCR(mΩ)		Saturation Current (A)		Temp.Rise Current (A)	
	(μH)	(Hz)	Max	Typ	Max	Typ	Max	Typ
CKNR3015Z-1R0YC	1.0	100KHz/1V	48	32	2.10	3.00	2.10	2.70
CKNR3015Z-1R5YC	1.5	100KHz/1V	65	41	1.80	2.47	1.82	2.00
CKNR3015Z-2R2MC	2.2	100KHz/1V	72	58	1.48	2.00	1.50	2.00
CKNR3015Z-3R3MC	3.3	100KHz/1V	104	90	1.21	1.70	1.23	1.60
CKNR3015Z-4R7MC	4.7	100KHz/1V	163	121	1.02	1.40	1.09	1.30
CKNR3015Z-6R8MC	6.8	100KHz/1V	230	187	0.87	1.10	0.88	1.10
CKNR3015Z-100MC	10	100KHz/1V	325	251	0.72	0.95	0.77	0.90
CKNR3015Z-150MC	15	100KHz/1V	432	388	0.56	0.88	0.56	0.72
CKNR3015Z-220MC	22	100KHz/1V	624	557	0.47	0.60	0.47	0.60
CKNR3015Z-330MC	33	100KHz/1V	1066	858	0.44	0.54	0.43	0.53
CKNR3015Z-470MC	47	100KHz/1V	1608	1258	0.32	0.43	0.30	0.41
CKNR3015Z-560MC	56	100KHz/1V	1980	1594	0.30	0.37	0.28	0.36
CKNR3015Z-680MC	68	100KHz/1V	2400	1906	0.28	0.41	0.23	0.40
CKNR3015Z-101MC	100	100KHz/1V	3200	2419	0.21	0.25	0.21	0.25

◆TEST CONDITION

ITEM	TEST CONDITION	TEST INSTRUMENTS
L	100KHz/1V	Microtest 6377
Isat		TH1773+Microtest 6377
Irms		
DCR	25±5℃	TH2512B

*Isat: For Inductance drop 30% from its value without current

*Irms: The value of D.C current when the temperature rise is △T≦40℃.(Ta=25℃)

*For CKNR3015Z Series size inductors,absolute maximum voltage: DC 25 V.

※此物料仅用于消费电子领域，若用于车载，航天，军事领域引起的一切品质和责任问题，我司既不承担※

APPROVED BY	CHECKED BY	DRAWN BY
黄大燕	黄大燕	林树英

3.MATERIAL LIST & GENERAL SPECIFICATION

材料名称	型号及规格	制造商	环保要求	备注
ITEM	Materials	Manufacturer	EN.QU	Note
磁芯1（Drum Core)	镍锌（Nickel-Zinc)	DJ	RoHS	Primary
铜线（Wire）	Polyester Wire or equlvalent	ELEKTRISOLA	RoHS	
胶水（Glue)	Phenolic epoxy resin	DAJOO	RoHS	
锡（Solder)	107H	QD	RoHS	Primary
锡（Solder)	107H	TF	RoHS	Alternative

GENERAL SPECIFICATION	
Electrical specifications ：	at 20~25℃
Operation Temperature：	-40~+125℃
Storage Temperature：	-40~+125℃

APPROVED BY	CHECKED BY	DRAWN BY
黄大燕	黄大燕	林树英

CUSTOMER	0	REVISION NO.	A
CUSTOMER'S P/N	0	PAGE	P 4/8
DESCRIPTION.	SMD POWER INDUCTOR	DRAWN NO.	0
PART NO.	CKNR3015Z Series	DATE	2025/2/13

4.PACKAGING(unit: mm)

1.包装类型 **2.包装尺寸** □ 13″ 盘 ■ 7″ 盘

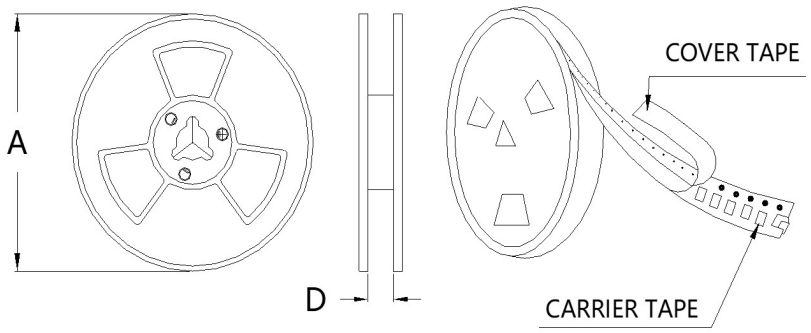

	13″ 盘	7″ 盘
A	Φ330±2.0	Φ178±2.0
D	8.4	

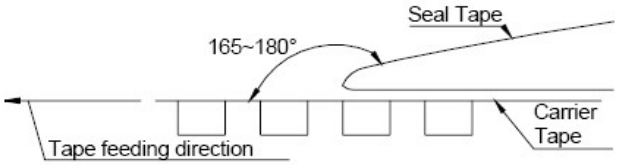

Peel-off strength:10～100gf.
Peel-off angle:165°-180°
Peel-off speed:300mm/min.

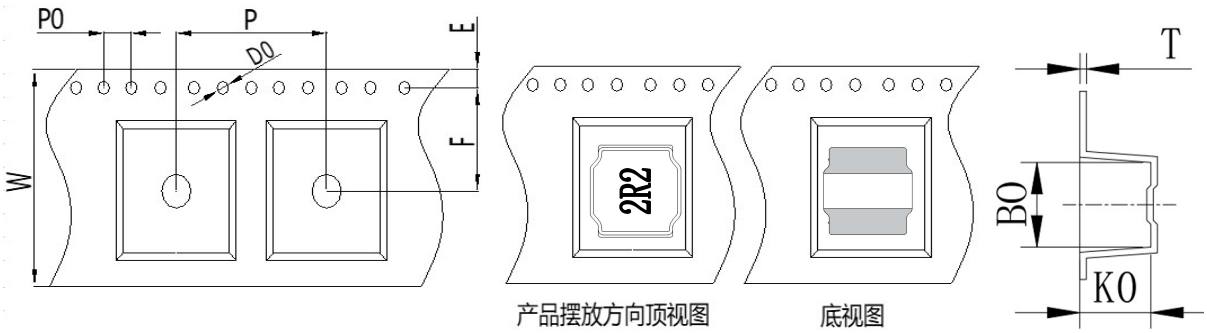

Item	W	B0	P	T	E	F	D0	P0	K0	
DIM(mm)	8.0±0.3	3.3±0.1	4.0±0.1	0.3±0.05	1.75±0.1	3.5±0.1	1.5±0.1	4.0±0.1	1.85±0.1	

APPROVED BY	CHECKED BY	DRAFT
黄大燕	黄大燕	林树英

5. CARTON

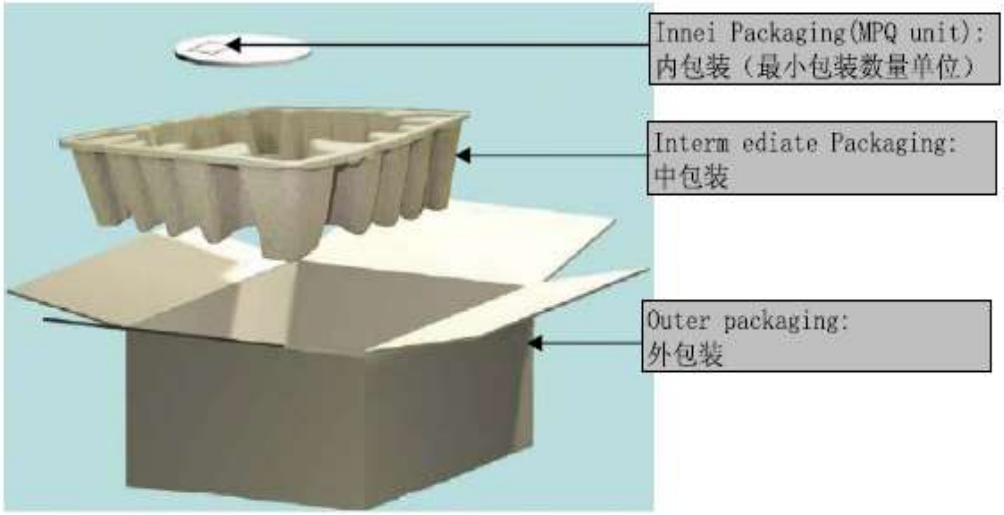

1.1 外箱: 40*40*17 cm 一纸托装一箱
1.2 内箱: CAG002(装7寸卷盘TRAY盘)
1.3 外箱材質: A三A
1.4 内箱材質: A=A
1.5 每10卷制品用一只静电袋包装
1.6 每一静电袋内放一只袋干燥剂
1.7 每一卷上面依标签样式的要求贴上标签明细
1.8 出货内外箱贴上该箱内实际内容明细
1.9 出货标签规格如下: 尺寸=长度:39mm 宽度:29mm
(如: 客户有特殊要求时，则依客户要求实施.)

卷轴包装数量		
每卷	2000	PCS

外箱包装数量				
每箱	40	卷,共	80000	PCS

储存条件及期限：
温度：20-25℃
湿度：≦70%
时间：六个月

APPROVED BY	CHECKED BY	DRAFT
黄大燕	黄大燕	林树英

6. RELIABILITY TEST

Test Items		Test Conditions	Criteria
1	Low temperature storage	Placed at -40℃ for 500 hours, then measured at room ambient temperature after placing 24hours	Inductance shall be within ± 10% of the initial value.
2	High temperature storage	Placed at +125℃ for 500 hours, then measured at room ambient temperature after placing 24 hours	Inductance shall be within ± 10% of the initial value.
3	Thermal shock	Condition for 1 cycle: -40℃,30min.~+125℃,30min Number of cycles:5	Inductance shall be within ± 10% of the initial value.
4	Humidity resistance	Placed at 90 to 95%RH,+50℃ for 500 hours, then measured at room ambient temperature after placing 24 hours.	Inductance shall be within ± 10% of the initial value. Insulation resistance > 100MΩ at DC
5	Drop	Drop specimen three times on concrete floor from a height of 1 meter which mounted on test board	Inductance shall be within ± 10% of the initial value.
6	Vibration	Frequency::10~55~10Hz Amplitude:1.5mm or 10G Sweep time: 1 oct/min Test Directions: X,Y,Z Test Time: 2 hours each direction	Inductance shall be within ± 10% of the initial value.
7	Terminal strength	Add static load 4.9N(500gf) to inductor through hole of test board for 10±2 sec.	No detachment of terminal pin and no breakage of wire
8	Soldering heat resistance	Dip Inductor's terminal in solder bath of following conditions: 1) 260±5℃, 10±1 sec, 2) 350±10℃, 3.5±0.5 sec	Inductance shall be within ± 10% of the initial value. Apperance: No damage

7. SOLDERING CONDITIONS

Applicable soldering process to the products is refl.

9.1 Soldering Materials

(1) Solder:Sn-3.0Ag-0.5Cu

(2) Flux:Use rosin-based flux,but not strongly acidic flux (with xhlorine exceeding 0.2wt%).Do not use water-soluble flux.

9.2 Reflow Soldering Profile

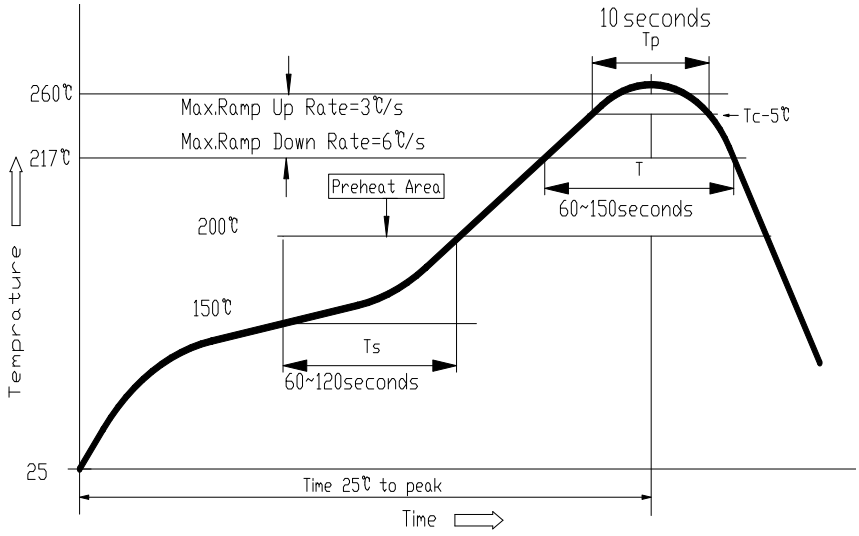

9.3 Soldering Iron

Reworking with electric solding iron must preheating at 150℃ for 1 minute is required,and do not directly touch the core with the tip of the soldering iron.The reworking soldering conditions are as follows.

①Temperature of soldering iron tip:350℃；

② Soldering iron power output:≤30W；

③ Diameter of soldering iron end:≤1.0mm；

④Soldering time:＜3 s

APPROVED BY	CHECKED BY	DRAFT
黄大燕	黄大燕	林树英

8.Appearance of the standard

1.Void appearance tolerance limit

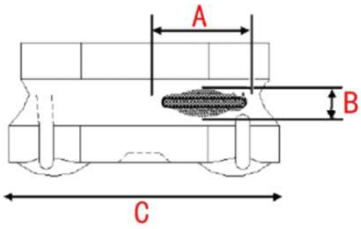

Size of voids occurring to coating resin is specified below.

①Width direction(dimension A): Acceptable when A<=C/2

Nonconforming when B>=C/2

②Length direction(dimension B):Dimension b is not specified

③When total area of voids (including one exposing coil) occurring to each sides is not greater than 50% of coating resin area,that is acceptable.

2.External appearance criterion for exposed wire

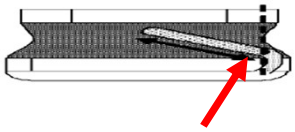

Exposed end of the winding wire at the secondary side should be 3.0mm and below.

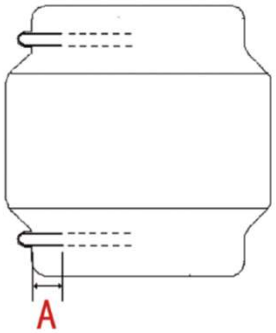

①Acceptable when A<=0.8mm

②Nonconforming when A>0.8mm

承 认 书

SPECIFICATION FOR APPROVAL

CUSTOMER			
CUSTOMER'S P/N			
JINKAI P/N:	CKNR3015Z-1R0YC	TEST R.H.	80~85%
PART NO.	CKNR3015Z Series	TEST TEMP.	20~25℃
DRAWN NO.		DATE	2025/2/13

TEST DATA FOR PREPRODUCTION SAMPLE

TEST RESOLUTION									DIMENSION (Unit：mm)			
MEAS. ITEM	L μh	DCR mΩ	Isat A	△L/L	Irms A					長 mm	寬 mm	高 mm
SPEC.	1.0 ± 30%	48 Max.	2.10 Max.	△L/L≦-30%	2.10 △T≦40℃ ℃				上限 下限	3.2 2.8	3.2 2.8	1.5 MAX
TEST FREQ.	100KHz/1V		100KHz/1V									
1	1.06	35.5	0.88	-16.98%	OK					3.06	3.11	1.45
2	1.05	33.9	0.89	-15.24%	OK					3.03	3.09	1.46
3	1.04	34.3	0.87	-16.35%	OK					3.02	3.08	1.46
4	1.01	34.0	0.89	-11.88%	OK					3.05	3.09	1.47
5	1.06	34.8	0.87	-17.92%	OK					3.04	3.12	1.46
6	1.04	34.6	0.89	-14.42%	OK					3.05	3.02	1.48
7	1.06	35.3	0.88	-16.98%	OK					3.03	3.03	1.49
8	1.05	35.0	0.87	-17.14%	OK					3.08	3.01	1.46
9	1.07	35.2	0.89	-16.82%	OK					3.06	3.05	1.46
10	1.04	34.9	0.86	-17.31%	OK					3.04	3.06	1.48
AVG.	**1.048**	**34.75**	**0.879**	**-16.10%**						**3.046**	**3.066**	**1.467**
R	**0.06**	**1.6**	**0.03**	**6.04%**						**0.06**	**0.11**	**0.04**

Isat(飽和電流):電感瞬間的突波電流

TME(秒)	Lsat(A)	L(UH)	△L/L(%)
1	0.00	1.05	0.00%
1	0.34	1.05	0.00%
1	0.68	1.04	-0.95%
1	1.02	1.01	-3.81%
1	1.36	0.99	-5.71%
1	1.70	0.96	-8.57%
1	2.04	0.94	-10.48%
1	2.38	0.89	-15.24%
1	2.72	0.81	-22.86%
1	3.06	0.68	-35.24%
1	3.40	0.46	-56.19%

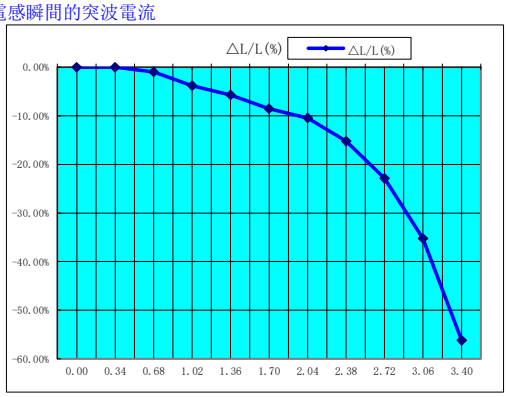

單點溫昇

TIME(S)	Irms(A)	L(uH)	ΔL/L(%)	Temp(℃)	ΔT(℃)
30	0.00	1.13	0.00%	20.3	0.0
30	0.34	1.13	0.00%	20.4	0.1
30	0.68	1.11	-1.77%	21.4	1.1
30	1.02	1.09	-3.54%	22.3	2.0
30	1.36	1.07	-5.31%	23.8	3.5
30	1.70	1.04	-7.96%	25.7	5.4
30	2.04	1.03	-8.85%	28.0	7.7
30	2.38	0.99	-12.39%	30.5	10.2
30	2.72	0.93	-17.70%	34.0	13.7
30	3.06	0.83	-26.55%	38.2	17.9
30	3.40	0.65	-42.48%	43.2	22.9

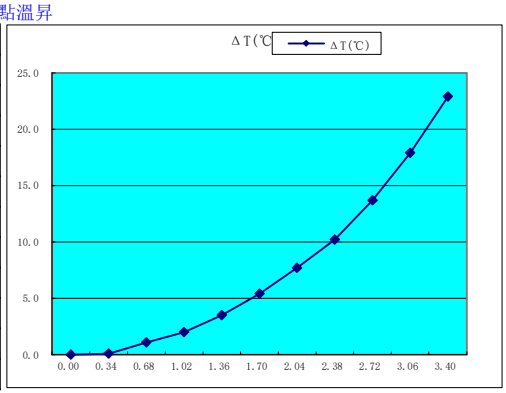

承 认 书

RoHS Compliance

SPECIFICATION FOR APPROVAL

CUSTOMER			
CUSTOMER'S P/N			
JINKAI P/N:	CKNR3015Z-1R5YC	TEST R.H.	80~85%
PART NO.	CKNR3015Z Series	TEST TEMP.	20~25℃
DRAWN NO.		DATE	2025/2/13

TEST DATA FOR PREPRODUCTION SAMPLE

TEST RESOLUTION									DIMENSION (Unit：mm)			
MEAS. ITEM	L µh	DCR mΩ	Isat A	△L/L	Irms A					長 mm	寬 mm	高 mm
SPEC.	1.5 ± 30%	65 Max.	1.80 Max.	△L/L≦-30%	1.82 △T≦40℃ ℃				上限 下限	3.2 2.8	3.2 2.8	1.5 MAX
TEST FREQ.	100KHz/1V		100KHz/1V									
1	1.44	46.4	1.26	-12.50%	OK					3.13	3.07	1.48
2	1.48	44.5	1.25	-15.54%	OK					3.09	3.08	1.49
3	1.49	44.1	1.22	-18.12%	OK					3.15	3.08	1.48
4	1.41	45.0	1.21	-14.18%	OK					3.12	3.09	1.48
5	1.47	45.2	1.21	-17.69%	OK					3.10	3.09	1.49
6	1.45	44.7	1.20	-17.24%	OK					3.09	3.10	1.45
7	1.41	45.3	1.21	-14.18%	OK					3.10	3.03	1.48
8	1.49	47.0	1.22	-18.12%	OK					3.11	3.06	1.47
9	1.44	45.8	1.26	-12.50%	OK					3.02	3.08	1.49
10	1.48	46.8	1.26	-14.86%	OK					3.06	3.06	1.46
AVG.	**1.456**	**45.48**	**1.23**	**-15.49%**						**3.097**	**3.074**	**1.477**
R	**0.08**	**2.9**	**0.06**	**5.62%**						**0.13**	**0.07**	**0.04**

Isat(飽和電流):電感瞬間的突波電流

TME(秒)	Lsat(A)	L(UH)	△L/L(%)
1	0.00	1.50	0.00%
1	0.27	1.50	0.00%
1	0.54	1.47	-2.00%
1	0.81	1.45	-3.33%
1	1.08	1.42	-5.33%
1	1.35	1.39	-7.33%
1	1.62	1.34	-10.67%
1	1.89	1.29	-14.00%
1	2.16	1.18	-21.33%
1	2.43	1.02	-32.00%
1	2.70	0.76	-49.33%

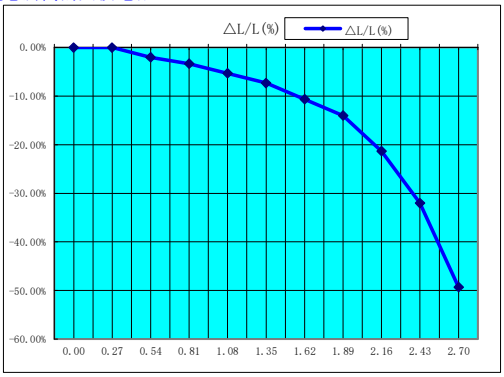

單點溫昇

TIME(S)	Irms(A)	L(uH)	ΔL/L(%)	Temp(℃)	ΔT(℃)
30	0.00	1.42	0.00%	20.1	0.0
30	0.27	1.41	-0.70%	20.3	0.2
30	0.54	1.40	-1.41%	20.7	0.6
30	0.81	1.37	-3.52%	22.0	1.9
30	1.08	1.34	-5.63%	23.0	2.9
30	1.35	1.32	-7.04%	24.5	4.4
30	1.62	1.29	-9.15%	26.5	6.4
30	1.89	1.25	-11.97%	28.7	8.6
30	2.16	1.22	-14.08%	31.5	11.4
30	2.43	1.12	-21.13%	35.0	14.9
30	2.70	0.94	-33.80%	38.8	18.7

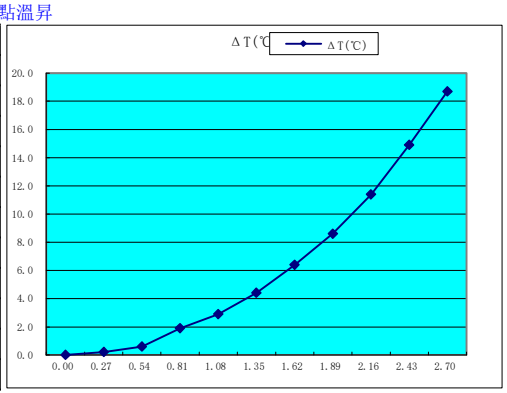

承 认 书

RoHS Compliance

SPECIFICATION FOR APPROVAL

CUSTOMER			
CUSTOMER'S P/N			
JINKAI P/N:	CKNR3015Z-2R2MC	TEST R.H.	80~85%
PART NO.	CKNR3015Z Series	TEST TEMP.	20~25℃
DRAWN NO.		DATE	2025/2/13

TEST DATA FOR PREPRODUCTION SAMPLE

TEST RESOLUTION									DIMENSION (Unit：mm)			
MEAS. ITEM	L µh	DCR mΩ	Isat A	△L/L	Irms A					長 mm	寬 mm	高 mm
SPEC.	2.2 ± 20%	72 Max.	1.48 Max.	△L/L≦-30%	1.50 △T≦40℃ ℃				上限 下限	3.2 2.8	3.2 2.8	1.5 MAX
TEST FREQ.	100KHz/1V		100KHz/1V									
1	2.20	57.1	2.01	-8.64%	OK					3.13	3.07	1.48
2	2.16	59.3	1.99	-7.87%	OK					3.09	3.08	1.49
3	2.12	57.4	1.97	-7.08%	OK					3.15	3.08	1.48
4	2.17	57.9	2.01	-7.37%	OK					3.12	3.09	1.48
5	2.19	58.2	2.02	-7.76%	OK					3.10	3.09	1.49
6	2.17	57.9	1.99	-8.29%	OK					3.09	3.10	1.45
7	2.15	58.8	1.99	-7.44%	OK					3.10	3.03	1.48
8	2.18	59.2	2.02	-7.34%	OK					3.11	3.06	1.47
9	2.16	58.0	2.01	-6.94%	OK					3.02	3.08	1.49
10	2.18	59.1	2.00	-8.26%	OK					3.06	3.06	1.46
AVG.	**2.168**	**58.29**	**2.001**	**-7.70%**						**3.097**	**3.074**	**1.477**
R	**0.08**	**2.2**	**0.05**	**1.69%**						**0.13**	**0.07**	**0.04**

Isat(飽和電流):電感瞬間的突波電流

TME(秒)	Lsat(A)	L(UH)	△L/L(%)
1	0.00	2.22	0.00%
1	0.23	2.21	-0.45%
1	0.46	2.20	-0.90%
1	0.69	2.17	-2.25%
1	0.92	2.14	-3.60%
1	1.15	2.10	-5.41%
1	1.38	2.04	-8.11%
1	1.61	1.96	-11.71%
1	1.84	1.81	-18.47%
1	2.07	1.51	-31.98%
1	2.30	1.07	-51.80%

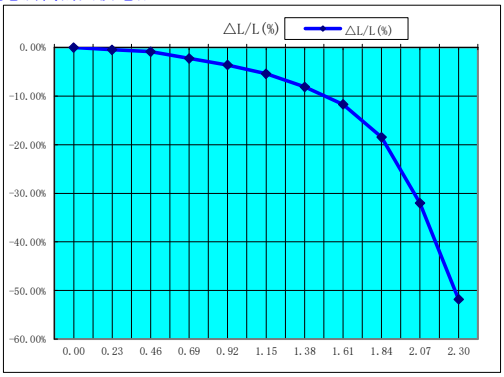

單點溫昇

TIME(S)	Irms(A)	L(uH)	ΔL/L(%)	Temp(℃)	ΔT(℃)
30	0.00	2.15	0.00%	27.9	0.0
30	0.23	2.14	-0.47%	28.0	0.1
30	0.46	2.12	-1.40%	28.1	0.2
30	0.69	2.10	-2.33%	28.3	0.4
30	0.92	2.07	-3.72%	29.1	1.2
30	1.15	2.03	-5.58%	30.2	2.3
30	1.38	1.99	-7.44%	31.7	3.8
30	1.61	1.92	-10.70%	33.5	5.6
30	1.84	1.79	-16.74%	35.6	7.7
30	2.07	1.53	-28.84%	38.2	10.3
30	2.30	1.10	-48.84%	41.5	13.6

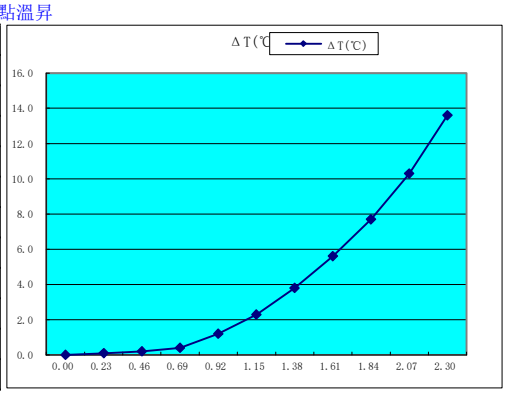

承 认 书

RoHS Compliance

SPECIFICATION FOR APPROVAL

CUSTOMER			
CUSTOMER'S P/N			
JINKAI P/N:	CKNR3015Z-4R7MC	TEST R.H.	80~85%
PART NO.	CKNR3015Z Series	TEST TEMP.	20~25℃
DRAWN NO.		DATE	2025/2/13

TEST DATA FOR PREPRODUCTION SAMPLE

TEST RESOLUTION									DIMENSION (Unit：mm)			
MEAS. ITEM	L µh	DCR mΩ	Isat A	△L/L	Irms A					長 mm	寬 mm	高 mm
SPEC.	4.7 ± 20%	162.5 Max.	1.02 Max.	△L/L≦-30%	1.09 △T≦40℃ ℃				上限 下限	3.2 2.8	3.2 2.8	1.5 MAX
TEST FREQ.	100KHz/1V		100KHz/1V									
1	4.78	128	4.01	-16.11%	OK					3.13	3.07	1.48
2	4.68	128	4.01	-14.32%	OK					3.09	3.08	1.49
3	4.71	127	4.06	-13.80%	OK					3.15	3.08	1.48
4	4.78	128	4.04	-15.48%	OK					3.12	3.09	1.48
5	4.67	129	4.03	-13.70%	OK					3.10	3.09	1.49
6	4.64	127	4.02	-13.36%	OK					3.09	3.10	1.45
7	4.60	128	4.02	-12.61%	OK					3.10	3.03	1.48
8	4.78	129	4.04	-15.48%	OK					3.11	3.06	1.47
9	4.67	128	4.01	-14.13%	OK					3.02	3.08	1.49
10	4.70	126	4.00	-14.89%	OK					3.06	3.06	1.46
AVG.	**4.701**	**127.8**	**4.024**	**-14.39%**						**3.097**	**3.074**	**1.477**
R	**0.18**	**3**	**0.06**	**3.50%**						**0.13**	**0.07**	**0.04**

Isat(飽和電流):電感瞬間的突波電流

TME(秒)	Lsat(A)	L(UH)	△L/L(%)
1	0.00	4.64	0.00%
1	0.19	4.64	0.00%
1	0.38	4.59	-1.08%
1	0.56	4.53	-2.37%
1	0.75	4.46	-3.88%
1	0.94	4.38	-5.60%
1	1.13	4.29	-7.54%
1	1.32	4.16	-10.34%
1	1.50	3.93	-15.30%
1	1.69	3.45	-25.65%
1	1.88	2.28	-50.86%

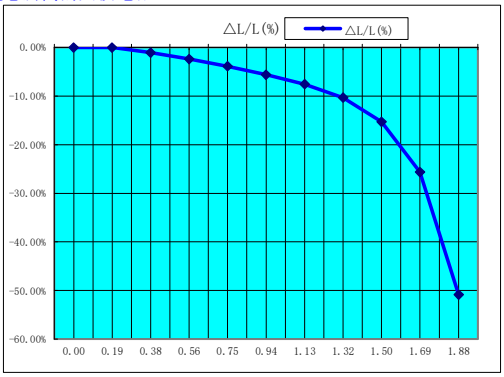

單點溫昇

TIME(S)	Irms(A)	L(uH)	ΔL/L(%)	Temp(℃)	ΔT(℃)
30	0.00	4.53	0.00%	30.2	0.0
30	0.19	4.51	-0.44%	30.3	0.1
30	0.38	4.49	-0.88%	30.8	0.6
30	0.56	4.43	-2.21%	32.0	1.8
30	0.75	4.36	-3.75%	33.5	3.3
30	0.94	4.27	-5.74%	35.7	5.5
30	1.13	4.17	-7.95%	38.3	8.1
30	1.32	4.04	-10.82%	41.8	11.6
30	1.50	3.42	-24.50%	46.6	16.4
30	1.69	3.36	-25.83%	51.5	21.3
30	1.88	2.34	-48.34%	57.7	27.5

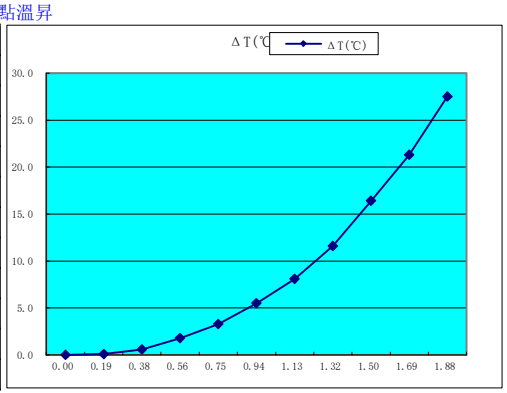

承 认 书

SPECIFICATION FOR APPROVAL

CUSTOMER			
CUSTOMER'S P/N			
JINKAI P/N:	CKNR3015Z-6R8MC	TEST R.H.	80~85%
PART NO.	CKNR3015Z Series	TEST TEMP.	20~25℃
DRAWN NO.		DATE	2025/2/13

TEST DATA FOR PREPRODUCTION SAMPLE

TEST RESOLUTION									DIMENSION (Unit：mm)			
MEAS. ITEM	L µh	DCR mΩ	Isat A	△L/L	Irms A					長 mm	寬 mm	高 mm
SPEC.	6.8 ± 20%	260 Max.	0.87 Max.	△L/L≦-30%	0.88 △T≦40℃ ℃				上限 下限	3.2 2.8	3.2 2.8	1.5 MAX
TEST FREQ.	100KHz/1V		100KHz/1V									
1	6.80	191	6.00	-11.76%	OK					3.13	3.07	1.48
2	6.62	192	6.05	-8.62%	OK					3.09	3.08	1.49
3	6.68	190	6.02	-9.88%	OK					3.15	3.08	1.48
4	6.67	193	6.03	-9.60%	OK					3.12	3.09	1.48
5	6.77	190	6.03	-10.93%	OK					3.10	3.09	1.49
6	6.70	192	6.05	-9.70%	OK					3.09	3.10	1.45
7	6.69	196	6.04	-9.72%	OK					3.10	3.03	1.48
8	6.78	191	6.06	-10.62%	OK					3.11	3.06	1.47
9	6.79	194	6.09	-10.31%	OK					3.02	3.08	1.49
10	6.72	192	6.08	-9.52%	OK					3.06	3.06	1.46
AVG.	**6.722**	**192.1**	**6.045**	**-10.07%**						**3.097**	**3.074**	**1.477**
R	**0.179**	**6**	**0.09**	**3.14%**						**0.13**	**0.07**	**0.04**

Isat(飽和電流):電感瞬間的突波電流

TME(秒)	Lsat(A)	L(UH)	△L/L(%)
1	0.00	6.79	0.00%
1	0.14	6.76	-0.44%
1	0.27	6.74	-0.74%
1	0.41	6.70	-1.33%
1	0.54	6.64	-2.21%
1	0.68	6.55	-3.53%
1	0.81	6.43	-5.30%
1	0.95	6.19	-8.84%
1	1.08	5.71	-15.91%
1	1.22	4.83	-28.87%
1	1.35	3.25	-52.14%

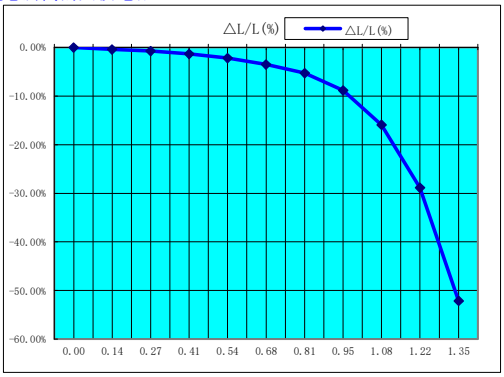

單點溫昇

TIME(S)	Irms(A)	L(uH)	ΔL/L(%)	Temp(℃)	ΔT(℃)
30	0.00	6.55	0.00%	30.7	0.0
30	0.14	6.52	-0.46%	30.8	0.1
30	0.27	6.51	-0.61%	31.3	0.6
30	0.41	6.47	-1.22%	32.1	1.4
30	0.54	6.39	-2.44%	33.1	2.4
30	0.68	6.30	-3.82%	34.5	3.8
30	0.81	6.17	-5.80%	36.4	5.7
30	0.95	5.95	-9.16%	38.9	8.2
30	1.08	5.46	-16.64%	41.8	11.1
30	1.22	4.55	-30.53%	45.2	14.5
30	1.35	3.14	-52.06%	47.8	17.1

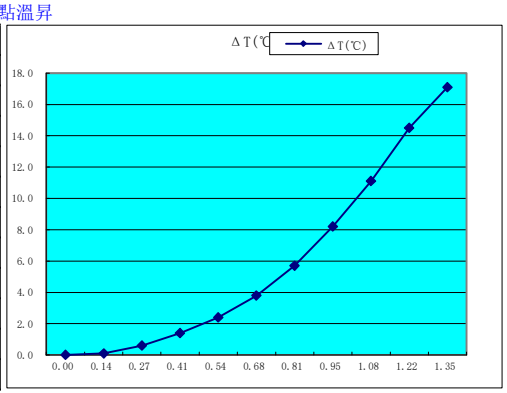

承 认 书

SPECIFICATION FOR APPROVAL

CUSTOMER			
CUSTOMER'S P/N			
JINKAI P/N:	CKNR3015Z-100MC	TEST R.H.	80~85%
PART NO.	CKNR3015Z Series	TEST TEMP.	20~25℃
DRAWN NO.		DATE	2025/2/13

TEST DATA FOR PREPRODUCTION SAMPLE

TEST RESOLUTION									DIMENSION (Unit：mm)			
MEAS. ITEM	L µh	DCR mΩ	Isat A	△L/L	Irms A					長 mm	寬 mm	高 mm
SPEC.	10.0 ± 20%	325 Max.	0.72 Max.	△L/L≦-30%	0.77 △T≦40℃ ℃				上限 下限	3.2 2.8	3.2 2.8	1.5 MAX
TEST FREQ.	100KHz/1V		100KHz/1V									
1	9.71	289	8.56	-11.84%	OK					3.13	3.07	1.48
2	9.76	291	8.76	-10.25%	OK					3.09	3.08	1.49
3	9.63	294	8.43	-12.46%	OK					3.15	3.08	1.48
4	9.45	292	8.35	-11.64%	OK					3.12	3.09	1.48
5	9.41	290	8.40	-10.73%	OK					3.10	3.09	1.49
6	9.32	294	8.32	-10.73%	OK					3.09	3.10	1.45
7	9.57	293	8.40	-12.23%	OK					3.10	3.03	1.48
8	9.61	288	8.26	-14.05%	OK					3.11	3.06	1.47
9	9.67	292	8.35	-13.65%	OK					3.02	3.08	1.49
10	9.70	293	8.41	-13.30%	OK					3.06	3.06	1.46
AVG.	**9.583**	**291.6**	**8.424**	**-12.09%**						**3.097**	**3.074**	**1.477**
R	**0.44**	**6**	**0.5**	**3.80%**						**0.13**	**0.07**	**0.04**

Isat(飽和電流):電感瞬間的突波電流

TME(秒)	Lsat(A)	L(UH)	△L/L(%)
1	0.00	9.66	0.00%
1	0.13	9.62	-0.41%
1	0.26	9.58	-0.83%
1	0.39	9.53	-1.35%
1	0.52	9.40	-2.69%
1	0.65	9.21	-4.66%
1	0.78	8.96	-7.25%
1	0.91	8.56	-11.39%
1	1.04	7.92	-18.01%
1	1.17	6.80	-29.61%
1	1.30	4.70	-51.35%

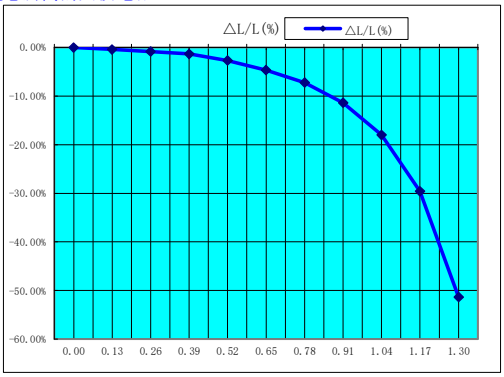

單點溫昇

TIME(S)	Irms(A)	L(uH)	ΔL/L(%)	Temp(℃)	ΔT(℃)
30	0.00	9.41	0.00%	26.1	0.0
30	0.13	9.38	-0.32%	26.2	0.1
30	0.26	9.32	-0.96%	27.2	1.1
30	0.39	9.27	-1.49%	28.3	2.2
30	0.52	9.15	-2.76%	30.0	3.9
30	0.65	8.98	-4.57%	32.2	6.1
30	0.78	8.71	-7.44%	35.1	9.0
30	0.91	8.28	-12.01%	38.8	12.7
30	1.04	7.52	-20.09%	43.5	17.4
30	1.17	6.13	-34.86%	48.9	22.8
30	1.30	3.86	-58.98%	55.8	29.7

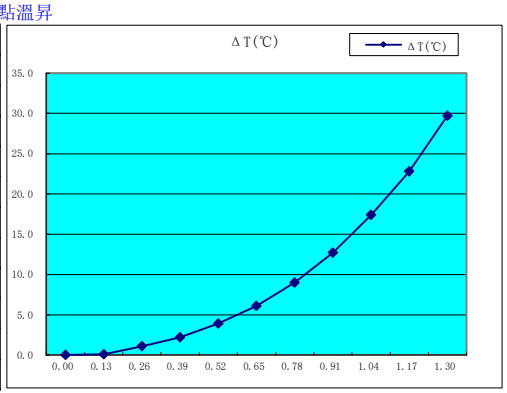

承 认 书

SPECIFICATION FOR APPROVAL

CUSTOMER			
CUSTOMER'S P/N			
JINKAI P/N:	CKNR3015Z-220MC	TEST R.H.	80~85%
PART NO.	CKNR3015Z Series	TEST TEMP.	20~25℃
DRAWN NO.		DATE	2025/2/13

TEST DATA FOR PREPRODUCTION SAMPLE

TEST RESOLUTION									DIMENSION (Unit：mm)			
MEAS. ITEM	L µh	DCR mΩ	Isat A	△L/L	Irms A					長 mm	寬 mm	高 mm
SPEC.	22.0 ± 20%	624 Max.	0.47 Max.	△L/L≦-30%	0.47 △T≦40℃ ℃				上限 下限	3.2 2.8	3.2 2.8	1.5 MAX
TEST FREQ.	100KHz/1V		100KHz/1V									
1	21.7	555	19.8	-8.8%	OK					3.13	3.07	1.48
2	22.5	560	20.1	-10.7%	OK					3.09	3.08	1.49
3	21.8	556	19.8	-9.2%	OK					3.15	3.08	1.48
4	22.2	553	20.0	-9.9%	OK					3.12	3.09	1.48
5	21.9	558	19.8	-9.6%	OK					3.10	3.09	1.49
6	22.3	557	20.2	-9.4%	OK					3.09	3.10	1.45
7	21.9	551	19.8	-9.6%	OK					3.10	3.03	1.48
8	22.2	549	20.2	-9.0%	OK					3.11	3.06	1.47
9	21.7	553	20.0	-7.8%	OK					3.02	3.08	1.49
10	21.9	560	19.9	-9.1%	OK					3.06	3.06	1.46
AVG.	**22.010**	**555.2**	**19.96**	**-9.31%**						**3.097**	**3.074**	**1.477**
R	**0.8**	**11**	**0.4**	**2.83%**						**0.13**	**0.07**	**0.04**

Isat(飽和電流):電感瞬間的突波電流

TME(秒)	Lsat(A)	L(UH)	△L/L(%)
1	0.00	21.9	0.00%
1	0.07	21.8	-0.46%
1	0.14	21.7	-0.91%
1	0.21	21.5	-1.83%
1	0.28	21.3	-2.74%
1	0.35	20.9	-4.57%
1	0.42	20.4	-6.85%
1	0.49	19.6	-10.50%
1	0.56	18.1	-17.35%
1	0.63	15.7	-28.31%
1	0.70	11.9	-45.66%

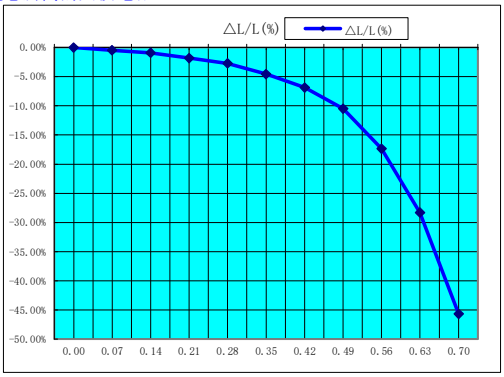

單點溫昇

TIME(S)	Irms(A)	L(uH)	ΔL/L(%)	Temp(℃)	ΔT(℃)
30	0.00	21.2	0.00%	21.7	0.0
30	0.07	21.2	0.00%	21.8	0.1
30	0.14	20.9	-1.42%	22.5	0.8
30	0.21	20.7	-2.36%	23.2	1.5
30	0.28	20.4	-3.77%	24.3	2.6
30	0.35	20.0	-5.66%	25.7	4.0
30	0.42	19.5	-8.02%	27.4	5.7
30	0.49	18.6	-12.26%	29.5	7.8
30	0.56	17.2	-18.87%	32.0	10.3
30	0.63	14.6	-31.13%	35.1	13.4
30	0.70	11.0	-48.11%	38.6	16.9

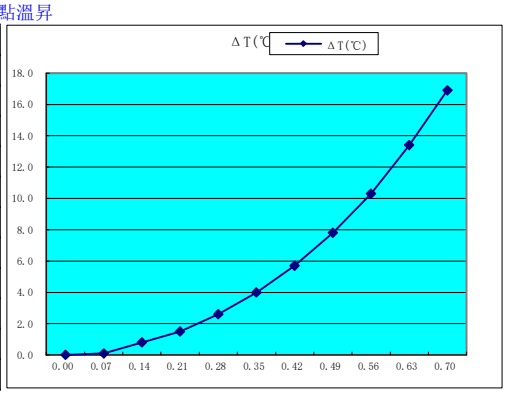

承 认 书

SPECIFICATION FOR APPROVAL

CUSTOMER			
CUSTOMER'S P/N			
JINKAI P/N:	CKNR3015Z-330MC	TEST R.H.	80~85%
PART NO.	CKNR3015Z Series	TEST TEMP.	20~25℃
DRAWN NO.		DATE	2025/2/13

TEST DATA FOR PREPRODUCTION SAMPLE

TEST RESOLUTION									DIMENSION (Unit：mm)			
MEAS. ITEM	L µh	DCR mΩ	Isat A	△L/L	Irms A					長 mm	寬 mm	高 mm
SPEC.	33.0 ± 20%	1066 Max.	0.44 Max.	△L/L≦-30%	0.43 △T≦40℃ ℃				上限 下限	3.2 2.8	3.2 2.8	1.5 MAX
TEST FREQ.	100KHz/1V		100KHz/1V									
1	33.0	935	29.6	-10.30%	OK					3.13	3.07	1.48
2	32.1	960	29.2	-9.03%	OK					3.09	3.08	1.49
3	32.4	949	29.0	-10.49%	OK					3.15	3.08	1.48
4	33.1	938	29.1	-12.08%	OK					3.12	3.09	1.48
5	32.3	942	29.3	-9.29%	OK					3.10	3.09	1.49
6	32.6	959	29.7	-8.90%	OK					3.09	3.10	1.45
7	32.3	948	29.5	-8.67%	OK					3.10	3.03	1.48
8	31.9	940	29.3	-8.15%	OK					3.11	3.06	1.47
9	32.0	945	29.0	-9.38%	OK					3.02	3.08	1.49
10	33.0	951	29.2	-11.52%	OK					3.06	3.06	1.46
AVG.	**32.470**	**946.7**	**29.29**	**-9.78%**						**3.097**	**3.074**	**1.477**
R	**1.2**	**25**	**0.7**	**3.93%**						**0.13**	**0.07**	**0.04**

Isat(飽和電流):電感瞬間的突波電流

TME(秒)	Lsat(A)	L(UH)	△L/L(%)
1	0.00	30.2	0.00%
1	0.07	30.1	-0.33%
1	0.14	30.0	-0.66%
1	0.22	30.0	-0.66%
1	0.29	29.9	-0.99%
1	0.36	29.6	-1.99%
1	0.43	29.2	-3.31%
1	0.50	28.2	-6.62%
1	0.58	25.6	-15.23%
1	0.65	20.0	-33.77%
1	0.72	14.5	-51.99%

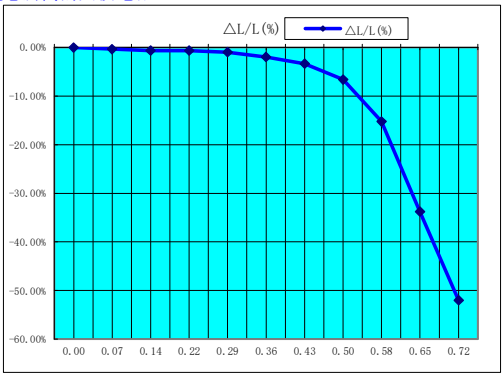

單點溫昇
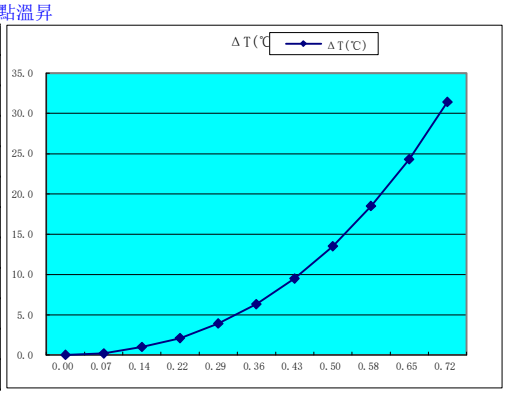
TIME(S)	Irms(A)	L(uH)	ΔL/L(%)	Temp(℃)	ΔT(℃)
30	0.00	29.5	0.00%	22.0	0.0
30	0.07	29.4	-0.34%	22.2	0.2
30	0.14	29.2	-1.02%	23.0	1.0
30	0.22	29.2	-1.02%	24.1	2.1
30	0.29	28.9	-2.03%	25.9	3.9
30	0.36	28.5	-3.39%	28.3	6.3
30	0.43	28.1	-4.75%	31.5	9.5
30	0.50	27.2	-7.80%	35.5	13.5
30	0.58	24.9	-15.59%	40.5	18.5
30	0.65	19.3	-34.58%	46.3	24.3
30	0.72	11.0	-62.71%	53.4	31.4