REVISIONS					
REV.	ECN NO.	LOCATION	DESCRIPTION	DATE	DESIGN
A0	N/A		INITIAL RELEASE		
A1	N/A		尺寸修正，图框升级整理图面	2024.08.14	阿 树

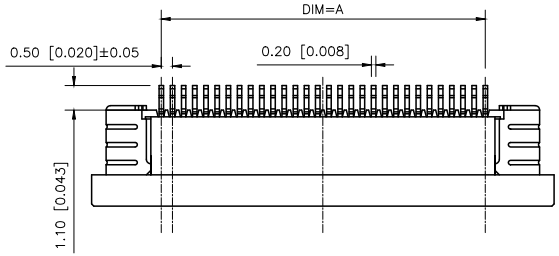

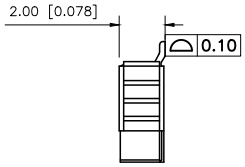

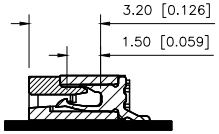

下接触 Down Contact

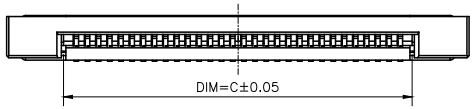

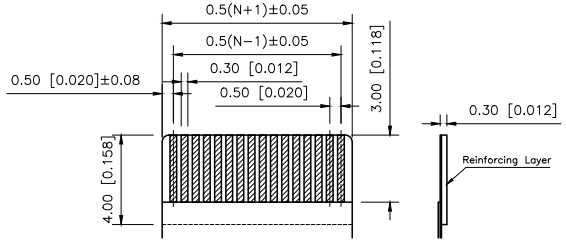

RECOMMFNFFD FFC DIM

■SPECIFICATIONS
- Voltage rating:50V AC/DC
- Current rating:0.4A AC/DC
- Withstanding Voltage:500V AC/minute
- Temperature range:−45°C~+125°C
- Insulation resistance:≥500MΩ
- Contact resistance:≤20mΩ

PART NO.:
X05B20 L 40 G
① ② ③ ④

① Series Name:X05B20=0.5mm Pitch(H=2.0mm)
② Assembly style :L:Low Contact SMT Type
U:Upper Contact SMT Type
D:Double−Face Contact SMT Type
H:Back−flip Double−Face Contact SMT
③ Number of terminals :XX=04−34PIN
④ Plating : G:Gold Flash Over Nickel
T:Tin Over Nickel

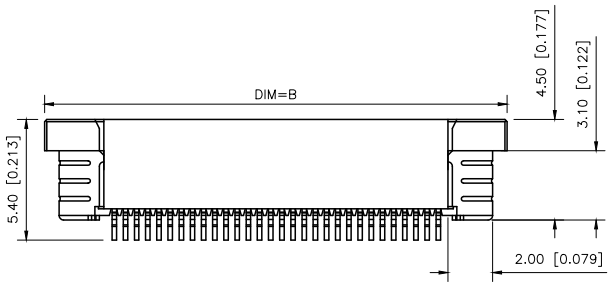

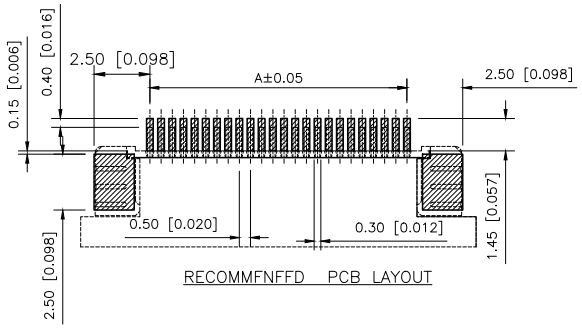

RECOMMFNFFD PCB LAYOUT

Poles	Dimension mm		
	A	B	C
4	1.50	7.70	2.60
5	2.00	8.20	3.10
6	2.50	8.70	3.60
7	3.00	9.20	4.10
8	3.50	9.70	4.60
9	4.00	10.20	5.10
10	4.50	10.70	5.60
11	5.00	11.20	6.10
12	5.50	11.70	6.60
13	6.00	12.20	7.10
14	6.50	12.70	7.60
15	7.00	13.20	8.10
16	7.50	13.70	8.60
17	8.00	14.20	9.10
18	8.50	14.70	9.60
19	9.00	15.20	10.10
20	9.50	15.70	10.60
21	10.00	16.20	11.10
22	10.50	16.70	11.60
23	11.00	17.20	12.10
24	11.50	17.70	12.60
25	12.00	18.20	13.10
26	12.50	18.70	13.60
27	13.00	19.20	14.10
28	13.50	19.70	14.60
29	14.00	20.20	15.10
30	14.50	20.70	15.60
31	15.00	21.20	16.10
32	15.50	21.70	16.60
33	16.00	22.20	17.10
34	16.50	22.70	17.60
35	17.00	23.20	18.10
36	17.50	23.70	18.60
37	18.00	24.20	19.10
38	18.50	24.70	19.60
39	19.00	25.20	20.10
40	19.50	25.70	20.60
41	20.00	26.20	21.10
42	20.50	26.70	21.60
43	21.00	27.20	22.10
44	21.50	27.70	22.60
45	22.00	28.20	23.10
46	22.50	28.70	23.60
47	23.00	29.20	24.10
48	23.50	29.70	24.60
49	24.00	30.20	25.10
50	24.50	30.70	25.60
51	25.00	31.20	26.10
52	25.50	31.70	26.60
53	26.00	32.20	27.10
54	26.50	32.70	27.60
55	27.00	33.20	28.10
56	27.50	33.70	28.60
57	28.00	34.20	29.10
58	28.50	34.70	29.60
59	29.00	35.20	30.10
60	29.50	35.70	30.60

ANGLAR	±5°
X.	±0.40
X.x	±0.30
X.xx	±0.20
X.xxx	±0.15
UNSPECIFIED TOLERANCES	

XKB INDUSTRIAL PRECISION CO.,LIMITED

DESIGN	阿 树	VIEW:	MODEL TYPE: FPC CONNECTOR
CHECKED		UNIT: mm/in	PART NO.: X05B20L40G
APPROVED		SIZE: A4	DWG NO.: X−X05B20L40G

SCALE	PAGE	REVISION
N/A	1/1	A1