JYEG

RoHS Compliant

Tangshan Guoxin Jingyuan Electronics Co.,Ltd

Add: Xinxing Electronics Industrial Park, Yutian,Tangshan,Hebei,China

TEL: 86-315-6118179 E-mail: sales2@jingyuan.com

FAX: 86-315-6113576 Web : www.jingyuan.com

APPROVAL SHEET

Customer :

Part Number :

JYEG P/N : JYOD1G7G3C5Y-24.000

Holder : SMD OSC2016

Frequency : 24.000MHZ

Manufacturer : Guoxin Jingyuan Electronics

Date : 2026/09/03

Prepared	Checked	Approved
Huang Mingxing	Yang Tiesheng	Zhang Liqiang

(For Customer Use)

Acceptable	Non-Acceptable

Revision History

No.	Revised Date	Change Content	Approved	Remark
V1.0	26.09.03	Initial release	Yang Tiesheng	

1.This specification applies to SMD clock oscillator with a frequency of 24.000MHz.

2. Electrical characteristics

PARAMETER	SYMBOL	CONDITIONS	MIN	TYP	MAX	UNIT
Normal Frequency Range				24.000		MHz
Vibration Mode		Fund.	-	-	-	-
Total Stability	Δf/fn	See Note 1	-30	-	+30	ppm
Operating Temperature	TA	–	-40	25	85	℃
Storage Temperature	TSTG	–	-55	-	125	℃
Operating Supply Voltage	Vcc	±10%		3.3		V
Start up time					3	mS
Supply Current	Icc		-	-	5	mA
Enable/disable function	Logic “1”Or Floating input,Outputs enable; Logic “0” ,Outputs disable					
Enable Feature	YES					
“H”Input Voltage	VIH		Vcc*0.7			V
“L”Input Voltage	VIL				Vcc*0.3	V
Aging			-3		+3	ppm
Output Load Capacitance	CL	CMOS	-		15	pF
“H”Output Voltage	VOH		Vcc*0.9	-	-	V
“L”Output Voltage	VOL		-	-	Vcc*0.1	V
Duty Cycle	Duty	CL=15pF,Vc=1/2 Vcc	45	-	55	%
Rise and Fall Time	Tr/Tf	CL=15pF,10%~90% Vcc	-	-	5	nS
Phase Noise		10Hz	-	-	-	dBc
		100Hz	-	-	-	dBc
		1KHz	-	-	-	dBc
		10KHz	-	-	-	dBc
		100KHz	-	-	-	dBc
		1M	-	-	-	dBc
Jitter	RMS	12kHz to 20MHz	-	-	1	ps

Note 1:frequency tolerance@25℃ and frequency stability vs. operating temperature range and voltage variance.

3. Construction

3.1 Crystal enclosure seal:

■ Seam seal ☐ resistance weld ☐ cold weld

3.2 crystal enclosure medium

☐ nitrogen ■ vacuum ☐ dry air

4.Dimension:

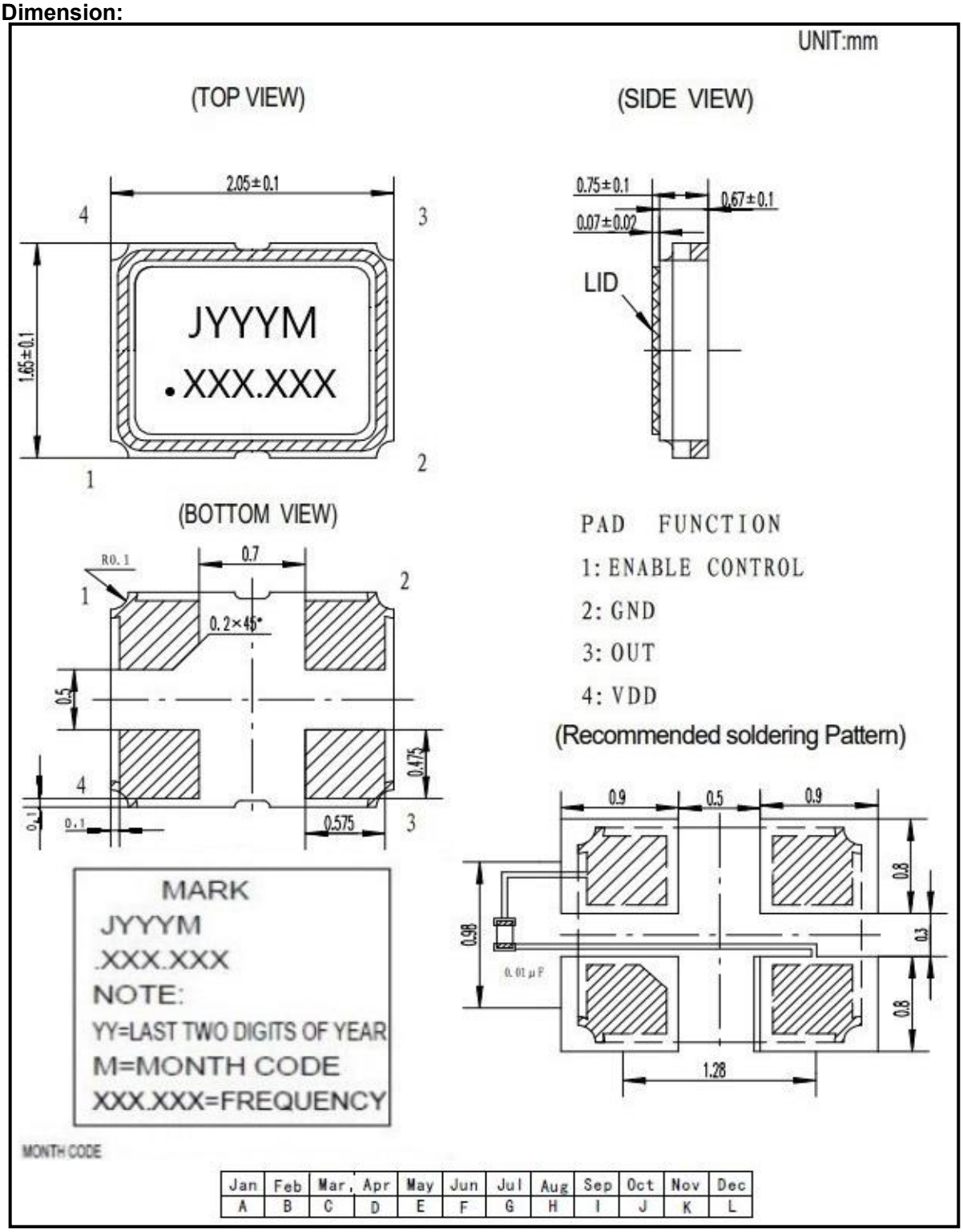

5. Marking

■ Laser Marking ☐ Ink Marking

6.Inside Structure

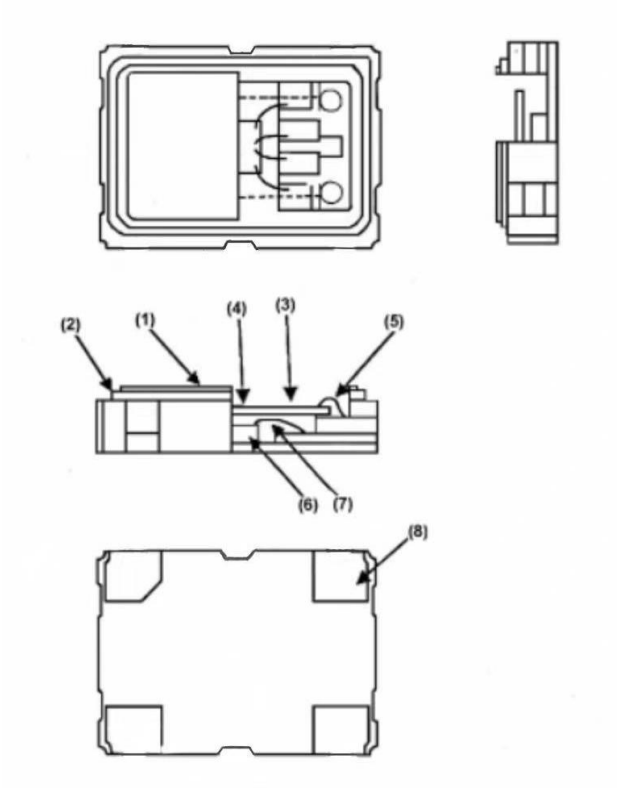

No.	Name	Material
(1)	Can	Fe-Co-Ni
(2)	Base	Ceramic
(3)	Blank	Quartz
(4)	Electrode	Ag
(5)	Epoxy	Silicon +Ag
(6)	IC	Silicon
(7)	Wire	Au
(8)	Soldering pads	Au plated

7.Taping Dimension and Packing Instruction

7.1

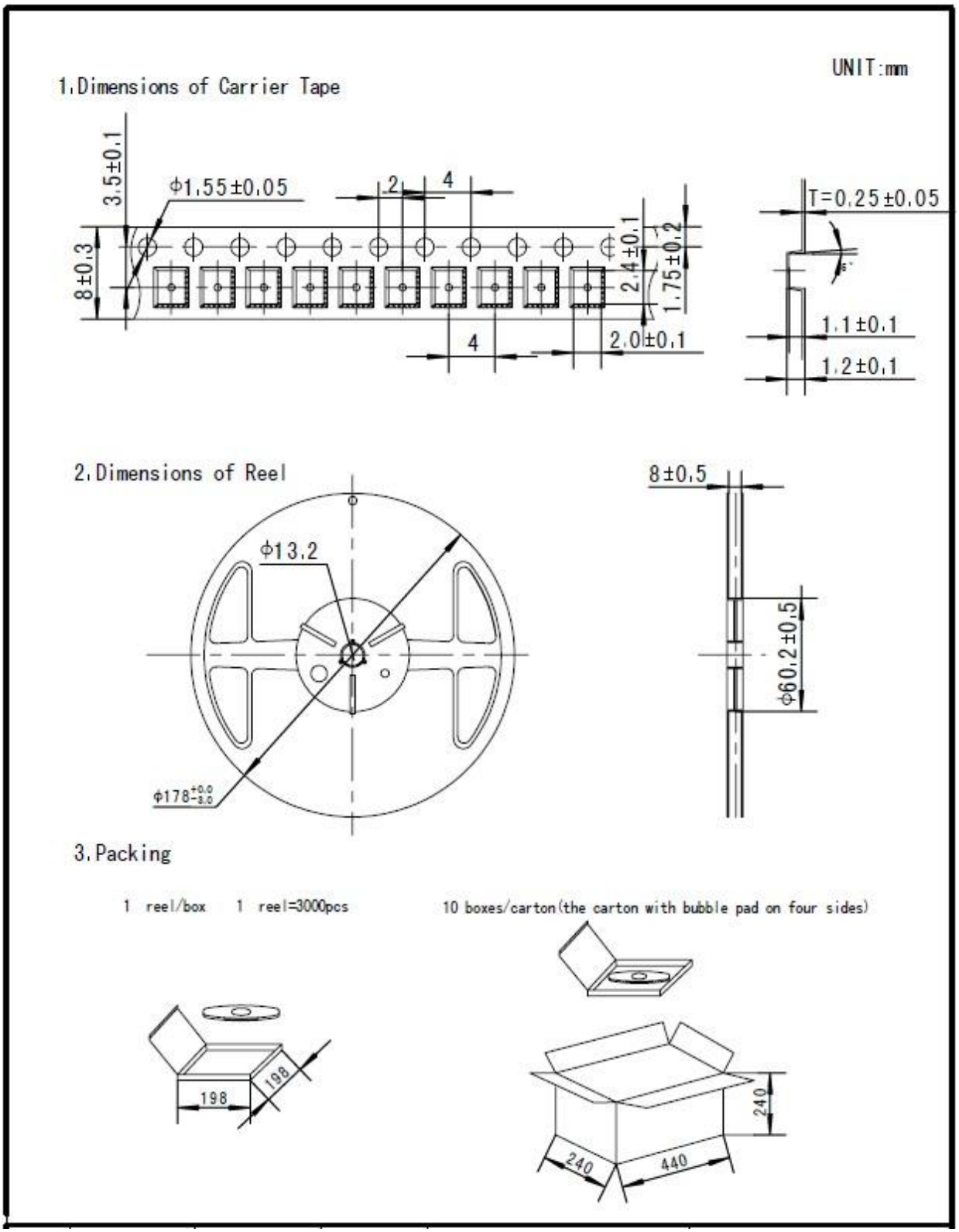

7.2

Release strength of cover tape

It has to between 30g to 90g under following condition.

Pulling direction : 165 deg. to 180 deg.

Speed : 300mm/min.

Otherwise unless specified.

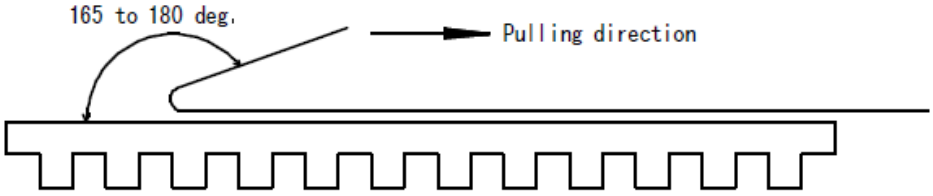

8. Test circuit

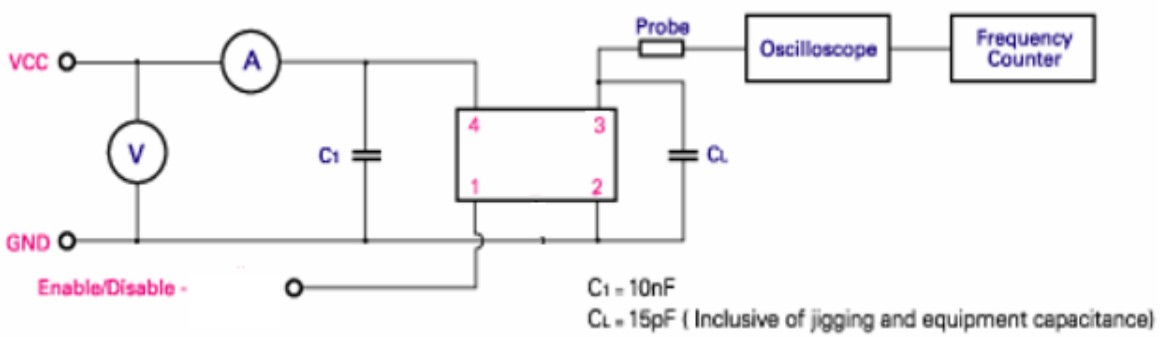

9.Electro-static Discharges

9.1 HBM/ESD and MM/ESD Classilication

HBM/ESD Component Classilication:

HBM/ESD	Voltage Range(V)
1	0~1999
2	2000~3999
3	4000~ABOVE

MM/ESD Component Classilication:

MM/ESD	Voltage Range(V)
A	0~199
B	200~399
C	400~ABOVE

9.2 OSCILLATOR Production For ESD Classilication:

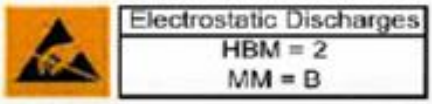

10.Reliability characteristic:

<table>
<tr><th></th><th>Item</th><th>Condition</th><th>Specifications</th></tr>
<tr><td>10.1</td><td>Solderability</td><td>Solder bath temperature:260℃ , dwell time:5 seconds, Solder: 100% tin</td><td>A new uniform coating of solder shall cover a minimum of 95% of the surface being immersed.</td></tr>
<tr><td>10.2</td><td>Resistance to soldering heat</td><td>Solder temperature 260+/-3℃,Immersion time:10 S
Solder bath composition:100% tin</td><td>△F≤+/-5ppm</td></tr>
<tr><td>10.3</td><td>Vibration</td><td>The entire frequency range: 10Hz to 55Hz ,Amplitude:1.5mm
This motion shall be applied for a period of 2 h in each of 3 mutually perpendicular axes(a total of 6h)</td><td>△F≤+/-5ppm</td></tr>
<tr><td>10.4</td><td>Drop test</td><td>Drop from 75cm height on 3cm hard wooden board for 6 times</td><td>△F≤+/-5ppm</td></tr>
<tr><td>10.5</td><td>Cold Storage</td><td>The quartz crystal unit shall be stored at a temperature of –40+/-3℃ for 1000 h.then it shall be subjected to standard atmospheric conditions for 1h after which measurement shall be made.</td><td>△F≤+/-5ppm</td></tr>
<tr><td>10.6</td><td>High temperature high humidity storage (steady state)</td><td>The quartz crystal unit shall be stored at a temperature of 40+/-2℃ with relative humidity of 95% for 1000h, then it shall be subjected to standard atmospheric conditions for 2h after which measurement shall be made.</td><td>△F≤+/-5ppm</td></tr>
<tr><td>10.7</td><td>Thermal shock</td><td>The quartz crystal unit shall be subjected to 50 successive
Change of temperature cycles. Each as shown in table below ,then it shall be subjected to standard atmospheric conditions for 1h after which measurement shall be made.
<table>
<tr><th></th><th>Temperature</th><th>Duration</th></tr>
<tr><td>1</td><td>-40+/-3℃</td><td>15minutes</td></tr>
<tr><td>2.</td><td>105+/-2℃</td><td>15minutes</td></tr>
<tr><td>3.</td><td>Transition time</td><td>Within 10 seconds</td></tr>
</table></td><td>△ F≤+/-5ppm</td></tr>
<tr><td>10.8</td><td>Sealing</td><td>Helium leakage detector shall used to measure the leakage rate of gas through any faulty seal. Pressure:500Kpa, duration:120 minutes.</td><td>Leakage rate≤ $1*10^{-9}$ Pa.m^3/S</td></tr>
<tr><td>10.9</td><td>High temperature Life test</td><td>The quartz crystal unit shall be stored at a temperature of 105+/-3℃ for 168h ,then it shall be subjected to standard atmospheric condition for 1h after which measurement shall be made.</td><td>△F≤+/-5ppm</td></tr>
</table>

11.All products are RoHs compliant

12. Reflow Profile

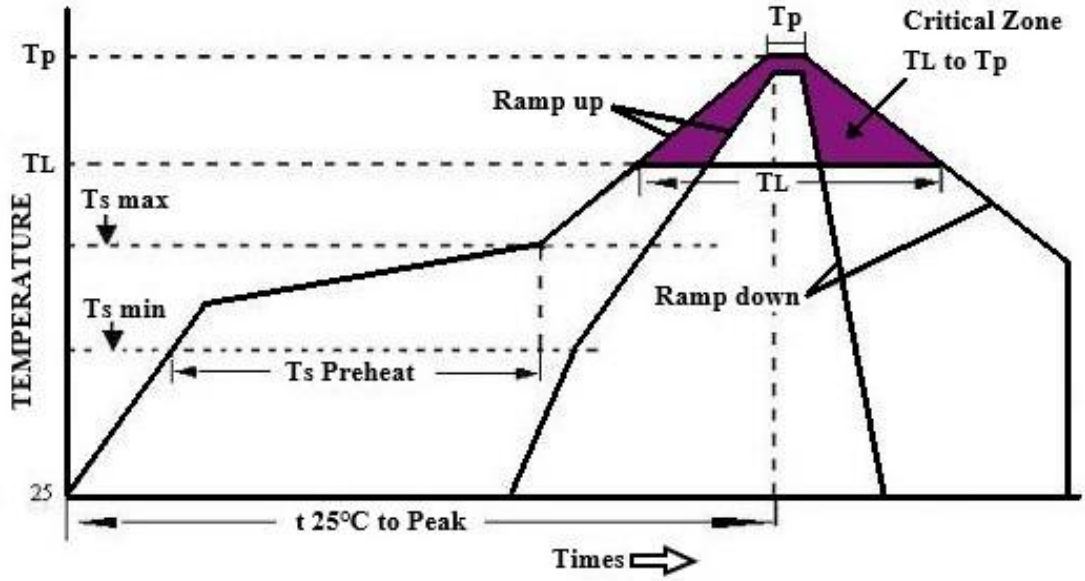

High Temperature Infrared /Convection

Note:Temperature shown are applied to body of device

Ts max to T_L(Ramp-up Rate)	3℃/second max
Preheat Temperature Min(Ts Min) Temperature Typical(Ts Typ) Temperature Max.(Ts Max) Time(ts)	 150℃ 175℃ 200℃ 60-180 seconds
Ram-up Rate(T_L to Tp)	3℃/second Max
Time Maintained Above: --Temperature(T_L) --Time(T_L)	 217℃ 60-150seconds
Peak Temperature (Tp)	260℃ Max for 10 seconds
Time within 5℃ of actual peak(t_p)	20-40 seconds
Ramp-down Rate	6℃/seconds Max
Tune 25℃ to Peak Temperature(t)	8 minutes Max
Moisture Sensitivity Level	Level 1

High Temperature Manual Soldering

Note:Temperature shown are applied to body of device

260℃ Max for 10 seconds Max, 4 times Max