RoHS

REV	ECN NO.	DESRIPTION	DESIGN	APPROVAL	DATE
A1	NEW	新版发行			2026.08.05

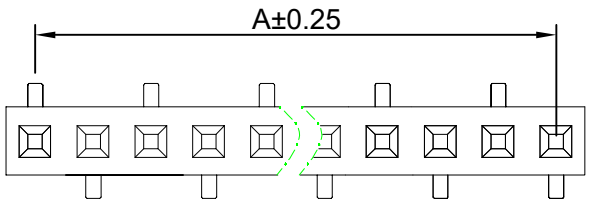

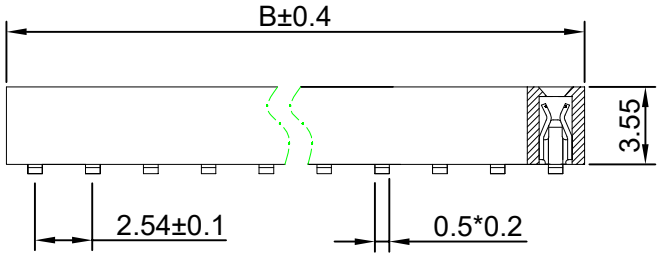

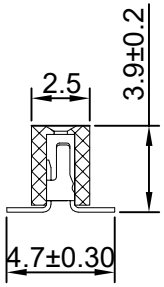

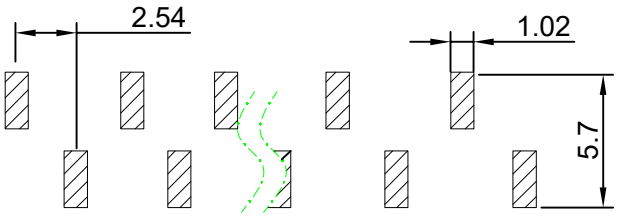

PVB LAYOUT

SPECIFICATIONS
1. Current rating: 3A
2. Temperature range: -40°C ~ +105°C
3. Insulation resistance: 1000MΩ Min.
4. Withstanding voltage: 600V AC/ minute.
5. Contact resistance: 20mΩ Max.

Material:
Insulator Material:PA6T (UL 94V-0)
Contact Material:Brass
Plating:Matte Tin or gold plated over Nickel
Mate with XFCN PZ254 Single row series

Ordering Code:
PM254VS-11-XX-H355-A
1 2
1.序列号
2.Pin位数: 02-40P

No.of PIN/ROW	Dimension A	Dimension B
02	2.54	5.58
03	5.08	8.12
04	7.62	10.66
05	10.16	13.20
06	12.70	15.74
07	15.24	18.28
08	17.78	20.82
09	20.32	23.36
10	22.86	25.90
11	25.40	28.44
12	27.94	30.98
13	30.48	33.52
14	33.02	36.06
15	35.56	38.60
16	38.10	41.14
17	40.64	43.68
18	43.18	46.22
19	45.72	48.76
20	48.26	51.30
21	50.80	53.84
22	53.34	56.38
23	55.88	58.92
24	58.42	61.46
25	60.96	64.00
26	63.50	66.54
27	66.04	69.08
28	58.58	71.62
29	71.12	74.16
30	73.66	76.70
31	76.20	79.24
32	78.74	81.78
33	81.28	84.32
34	83.82	86.86
35	86.36	89.40
36	88.90	91.94
38	91.44	94.48
38	93.98	97.02
39	96.52	99.56
40	99.06	102.10

X.±0.50	X.°±
.X±0.25	.X°±
.XX±0.15	.XX°±
.XXX±0.10	.XXX°±
UNITS:	mm

PART NO: PM254VS-11-40-H355-A

TITLE: 2.54mm Female Header Connectors

XFCN兴飞连接器
0769-82001899
www.xfconn.com

DWG NO: /

APPD	Chen ZhiQiang			
CHKD	Liu Wei	VIEW		
DRAW	Chen HongJiang	SCALE	SHEET	REV
DATE	2026.08.05	NONE	1/1	A1

THESE DRAWINGS AND SPECIFICATIONS ARE THE PROPERTY OF XFCN AND SHALL NOT BE REPRODUCED,COPIED OR CUED IN ANY MANNER WITHOUT THE PRIOR WRITTEN CONSENT OF XFCN