40x8 WIFI 7 Antenna

FEATURES

- 2.73 dBi Peak Gain@2.4G
- 3.54 dBi Peak Gain@5.8G
- Welding RG 1.13 cable, Ipex connector, 3M sticker for easy installation.
- For smart device wireless, Zigbee, Bluetooth terminal

PRODUCTS

Part No.	Weight	Dimensions (L x WxH)	Cables Dimensions	Connector	Color
AIWF039	0.55	FPC:40.0*8.0*0.2 mm	Φ1.13*150mm	IPEX1	Grey

SPECIFICATIONS

PARAMETER	SPECIFICATION	
Frequency Bands, MHz	2400-2500	5100-5900
VSWR (Max)	2.5:1	2.2:1
Peak Gain, dBi (Typ)	Up to2.73 dBi@2.4G/Up to3.54 dBi@5.8G	
Nominal Impedance	50 Ω	
Max Power (ambient temp of 25°C)	10 Watts	
Azimuth Beam Width (deg)	60°	
Polarization	Linear	
Color	Black	
Storage Temperature Range (°C)	-40° C to +85° C	
Operational Temperature Range (°C)	-40° C to +85° C	
Material Substance Compliance	REACH/RoHS Compliant	
All test data were obtained from testing conducted on 1.4mm thick polycarbonate (PC) plastic material; with an 150-mm-long RF 1.13 cable.Application data might vary.		

MyAntenna RF Technology Co., Ltd
ADD:Room 410, Building A, Fenghuang Zhigu, No. 50 Tiezi Road, Gongle Community, Xixiang Street, Baoan District, Shenzhen
TEL：+86-0755-86503881 E-mail：nfc@imyantenna.com

ELECTRICAL DATA

Return Loss

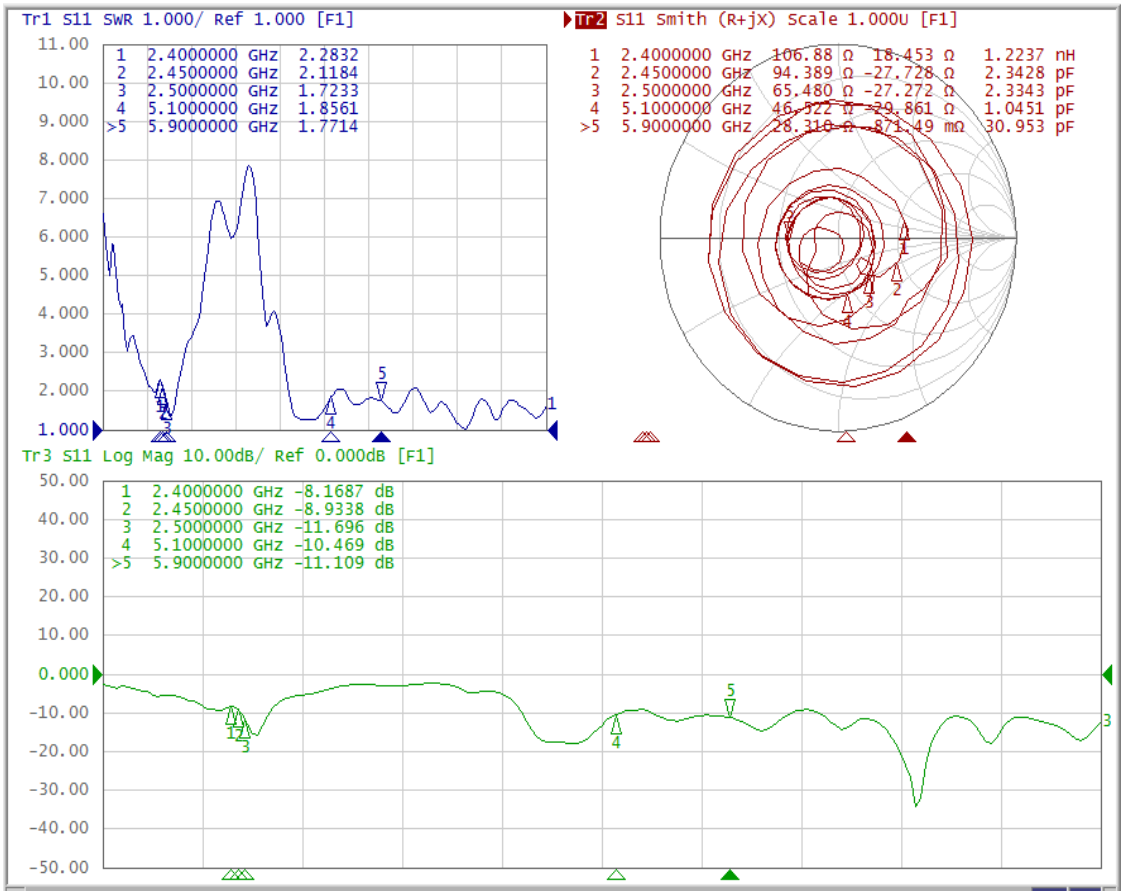

Efficiency（%）And Gain（dBi）

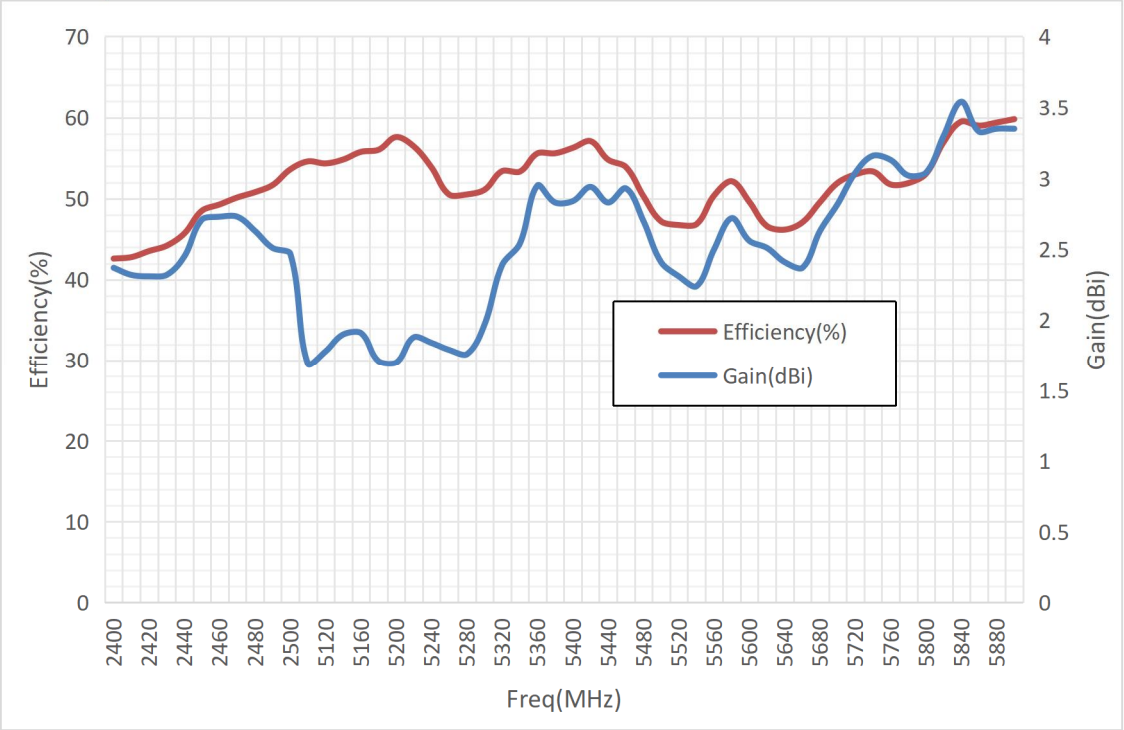

MyAntenna RF Technology Co., Ltd
ADD:Room 410, Building A, Fenghuang Zhigu, No. 50 Tiezi Road, Gongle Community, Xixiang Street, Baoan District, Shenzhen
TEL：+86-0755-86503881 E-mail：nfc@imyantenna.com

Freq(MHz)	Gain (dBi)	Efficiency (%)	Freq(MHz)	Gain (dBi)	Efficiency (%)
2400	2.37	42.61	5400	2.84	56.27
2410	2.32	42.79	5420	2.94	57.10
2420	2.31	43.54	5440	2.83	54.81
2430	2.32	44.20	5460	2.93	53.92
2440	2.45	45.71	5480	2.70	50.31
2450	2.71	48.52	5500	2.41	47.21
2460	2.73	49.29	5520	2.31	46.75
2470	2.73	50.15	5540	2.24	46.85
2480	2.63	50.80	5560	2.50	50.39
2490	2.51	51.68	5580	2.72	52.15
2500	2.47	53.61	5600	2.56	49.60
5100	1.69	54.60	5620	2.51	46.61
5120	1.78	54.35	5640	2.41	46.18
5140	1.90	54.83	5660	2.37	47.08
5160	1.91	55.77	5680	2.63	49.58
5180	1.71	56.03	5700	2.82	51.95
5200	1.70	57.60	5720	3.04	52.99
5220	1.88	56.44	5740	3.16	53.35
5240	1.84	53.85	5760	3.13	51.75
5260	1.79	50.50	5780	3.02	51.92
5280	1.76	50.52	5800	3.04	53.07
5300	1.97	51.10	5820	3.30	56.98
5320	2.39	53.40	5840	3.54	59.51
5340	2.54	53.34	5860	3.33	59.01
5360	2.95	55.59	5880	3.35	59.39
5380	2.83	55.60	5900	3.35	59.81

MyAntenna RF Technology Co., Ltd
ADD:Room 410, Building A, Fenghuang Zhigu, No. 50 Tiezi Road, Gongle Community, Xixiang Street, Baoan District, Shenzhen
TEL：+86-0755-86503881 E-mail：nfc@imyantenna.com

RADIATION PATTERNS

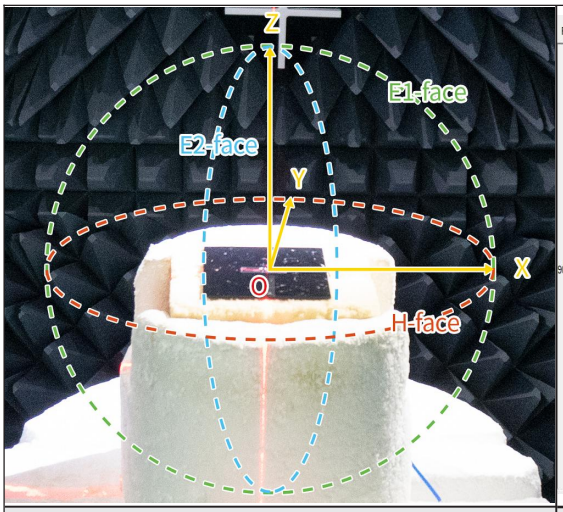

The Antenna in MyAntenna's Anechoic Chamber

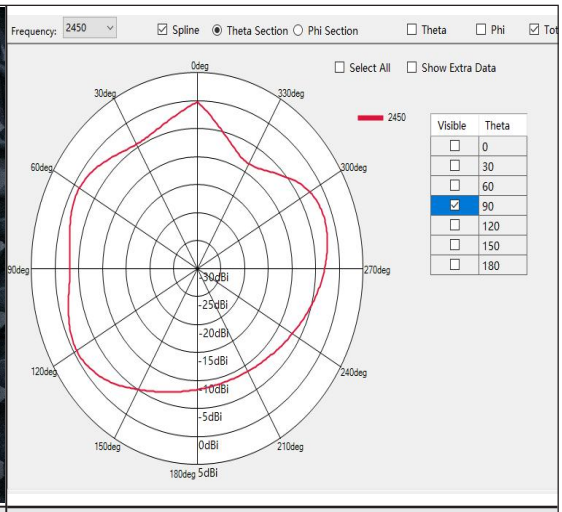

θ = 90º Plane XY at 2450 MHz, Gain 2.71 dBi

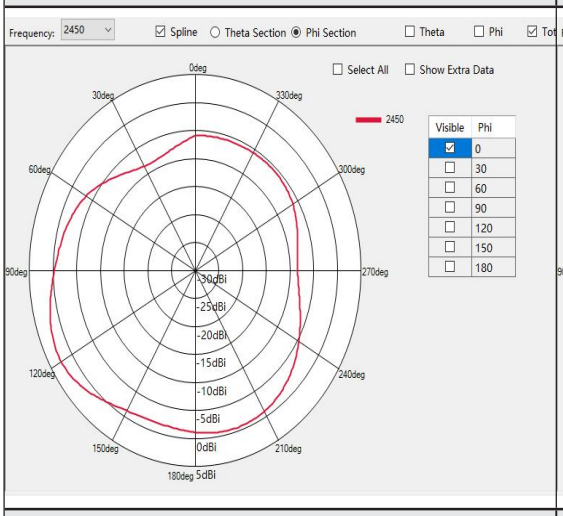

Φ = 0º Plane XZ at 2450 MHz, Gain 2.71 dBi

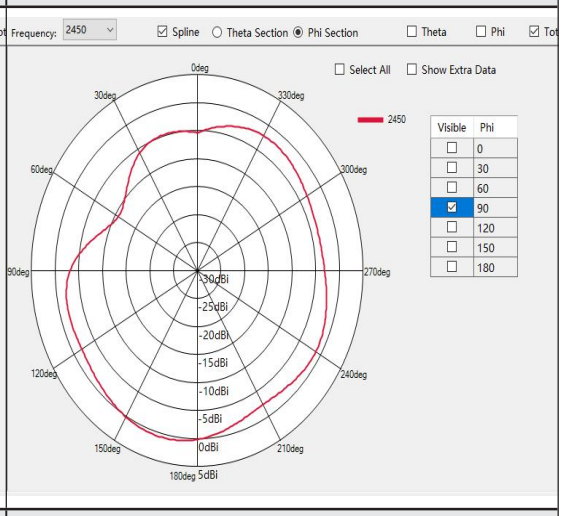

Φ = 90º Plane YZ at 2450 MHz, Gain 2.71 dBi

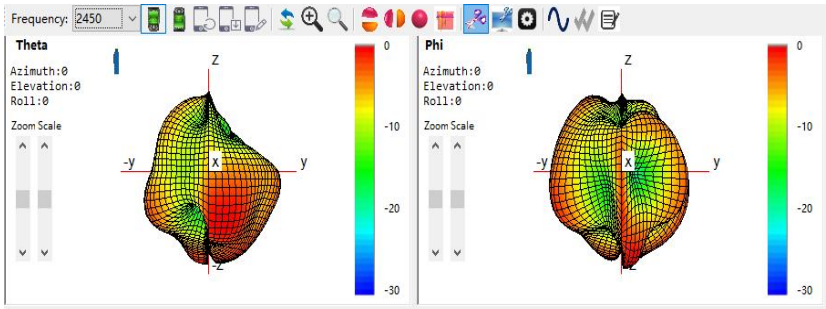

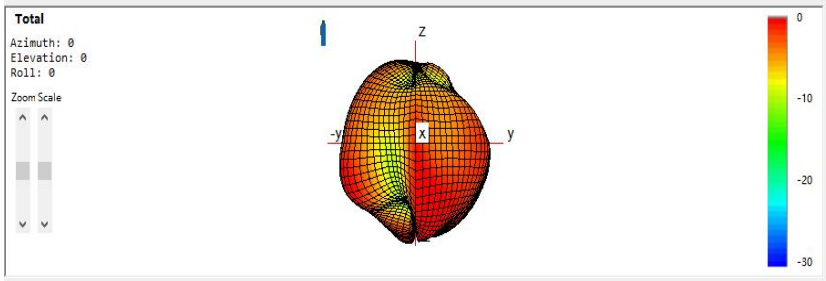

MyAntenna RF Technology Co., Ltd
ADD:Room 410, Building A, Fenghuang Zhigu, No. 50 Tiezi Road, Gongle Community, Xixiang Street, Baoan District, Shenzhen
TEL：+86-0755-86503881 E-mail：nfc@imyantenna.com

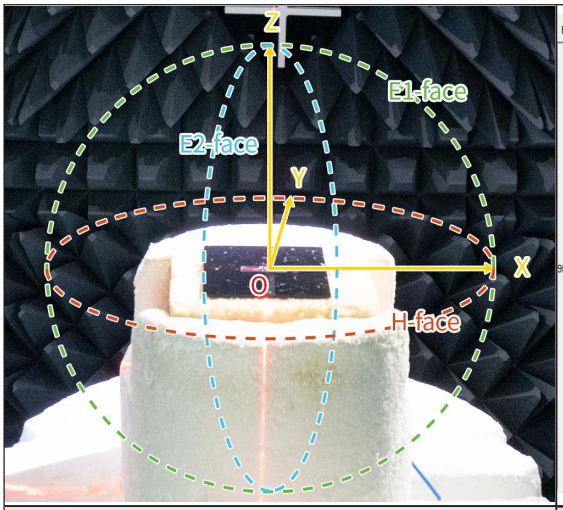

The Antenna in MyAntenna's Anechoic Chamber

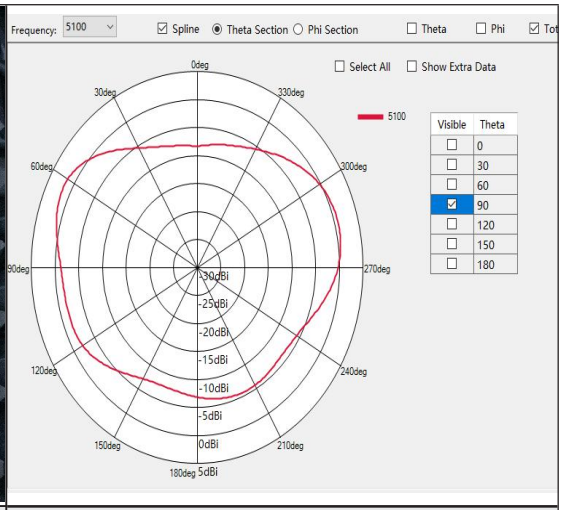

θ = 90º Plane XY at 5100 MHz, Gain 1.69 dBi

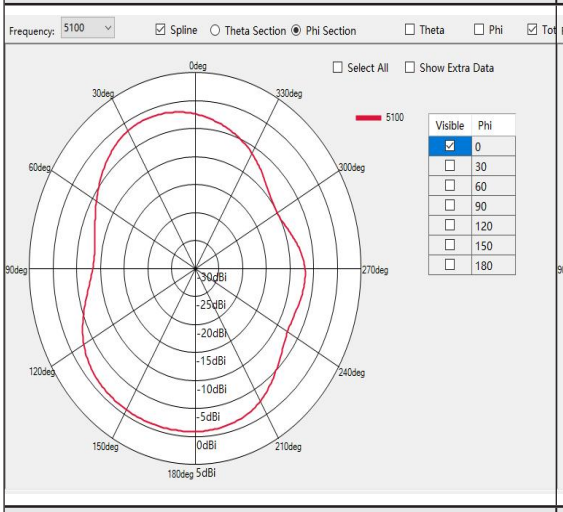

Φ = 0º Plane XZ at 5100 MHz, Gain 1.69 dBi

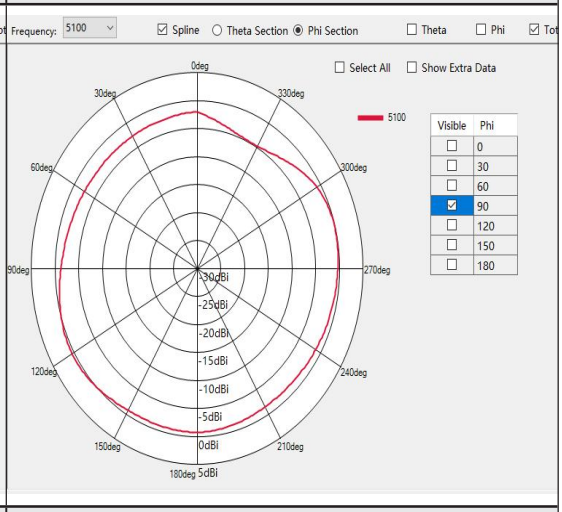

Φ = 90º Plane YZ at 5100 MHz, Gain 1.69 dBi

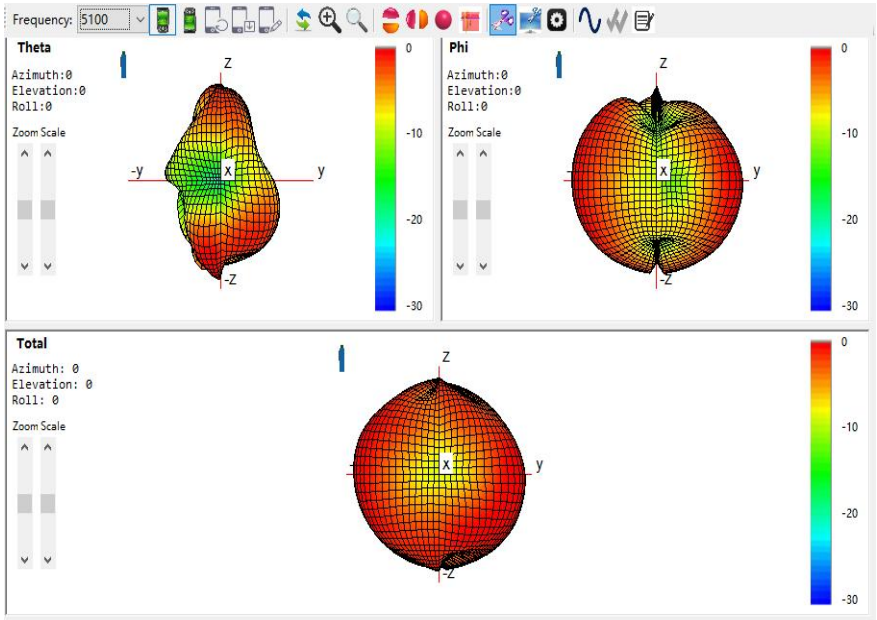

MyAntenna RF Technology Co., Ltd
ADD:Room 410, Building A, Fenghuang Zhigu, No. 50 Tiezi Road, Gongle Community, Xixiang Street, Baoan District, Shenzhen
TEL：+86-0755-86503881 E-mail：nfc@imyantenna.com

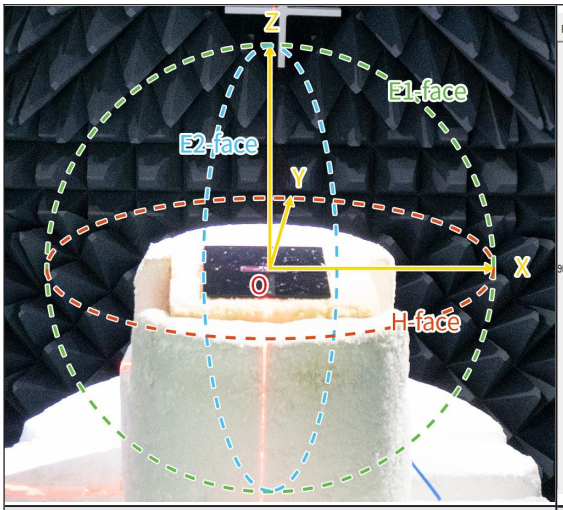

The Antenna in MyAntenna's Anechoic Chamber

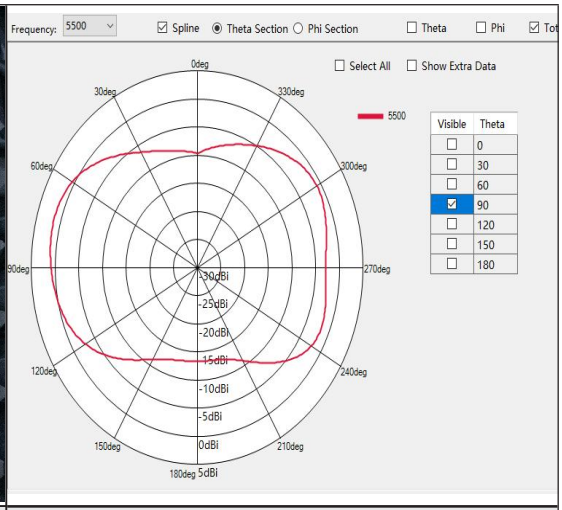

θ = 90º Plane XY at 5500 MHz, Gain 2.41 dBi

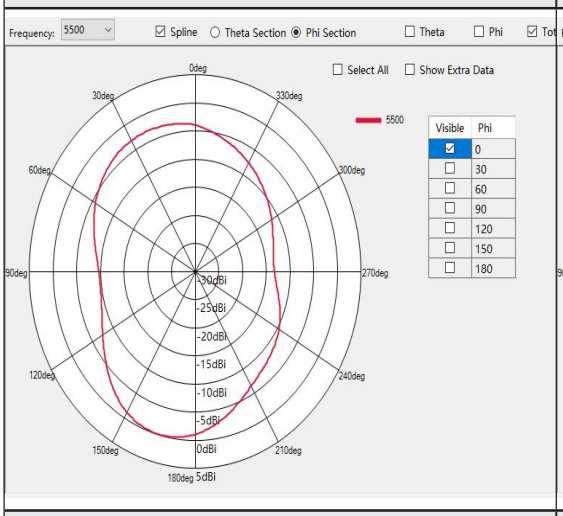

Φ = 0º Plane XZ at 5500 MHz, Gain 2.41 dBi

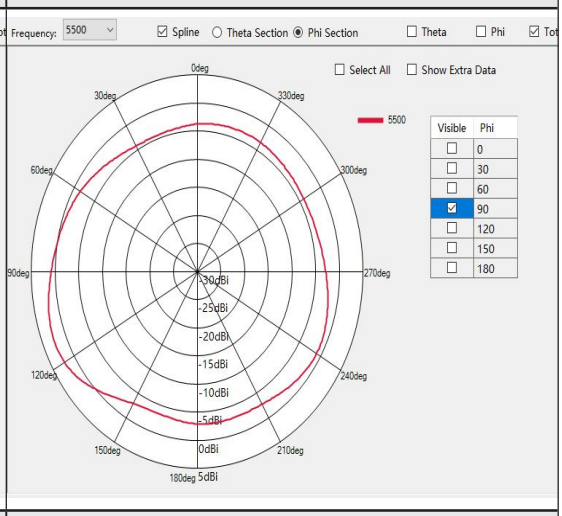

Φ = 90º Plane YZ at 5500 MHz, Gain 2.41 dBi

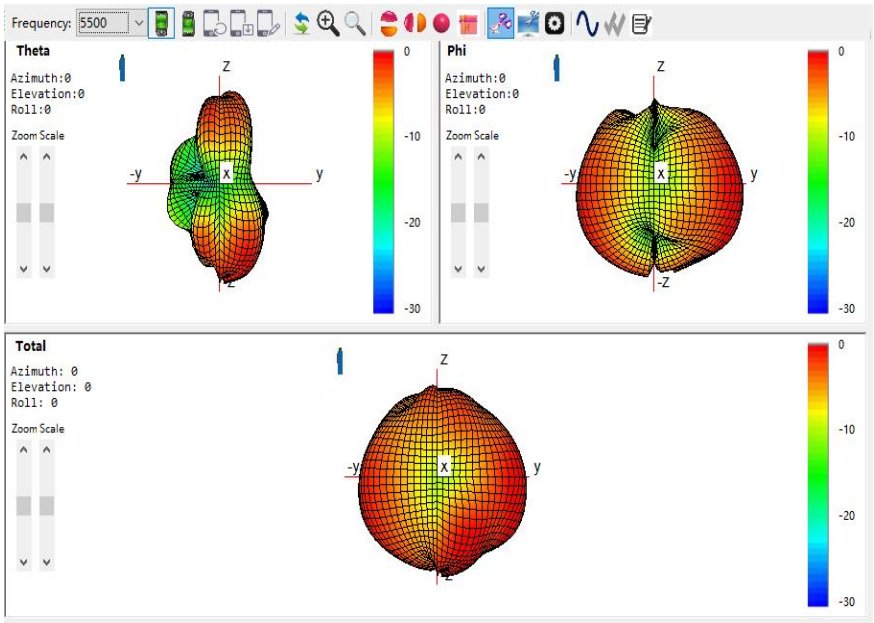

MyAntenna RF Technology Co., Ltd
ADD:Room 410, Building A, Fenghuang Zhigu, No. 50 Tiezi Road, Gongle Community, Xixiang Street, Baoan District, Shenzhen
TEL：+86-0755-86503881 E-mail：nfc@imyantenna.com

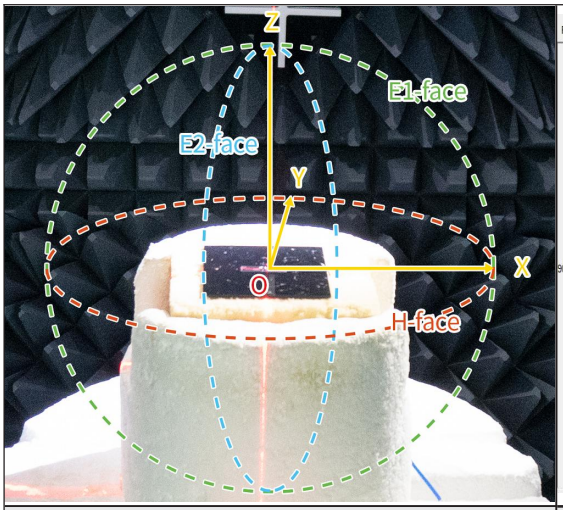

The Antenna in MyAntenna's Anechoic Chamber

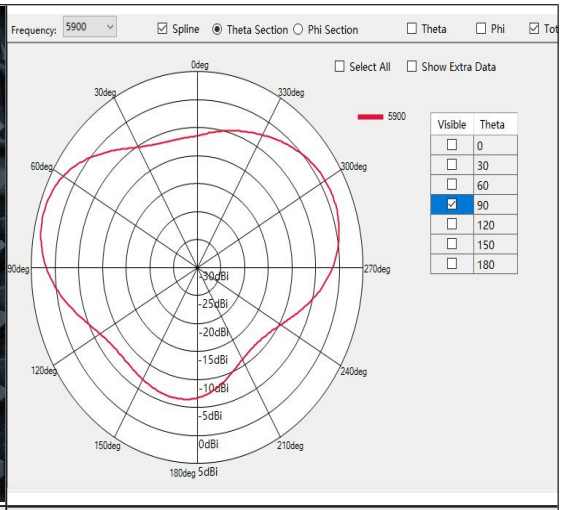

θ = 90º Plane XY at 5900 MHz, Gain 3.35 dBi

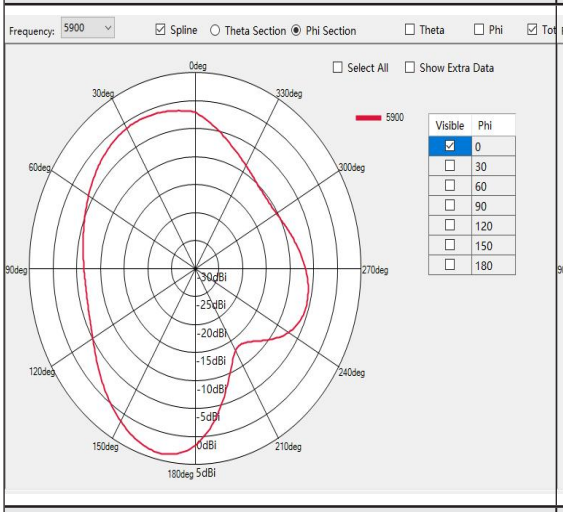

Φ = 0º Plane XZ at 5900 MHz, Gain 3.35 dBi

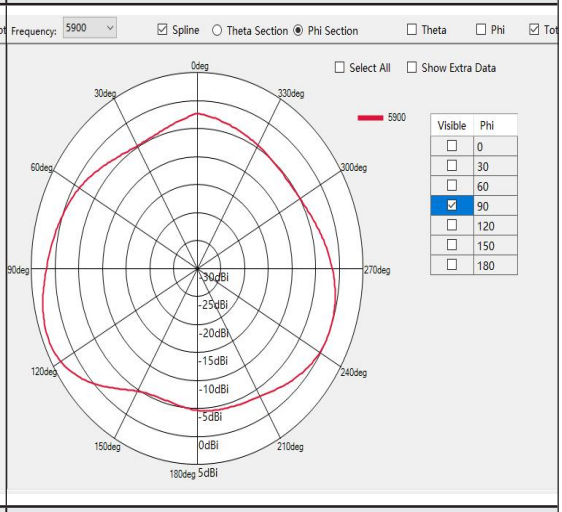

Φ = 90º Plane YZ at 5900 MHz, Gain 3.35 dBi

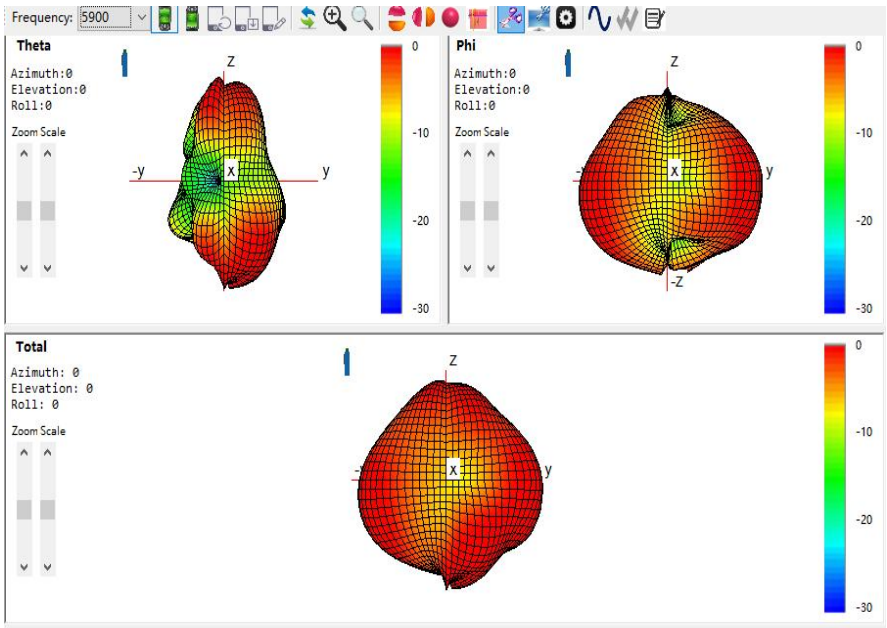

MyAntenna RF Technology Co., Ltd
ADD:Room 410, Building A, Fenghuang Zhigu, No. 50 Tiezi Road, Gongle Community, Xixiang Street, Baoan District, Shenzhen
TEL：+86-0755-86503881 E-mail：nfc@imyantenna.com

HOUSING CONFIGURATIONS

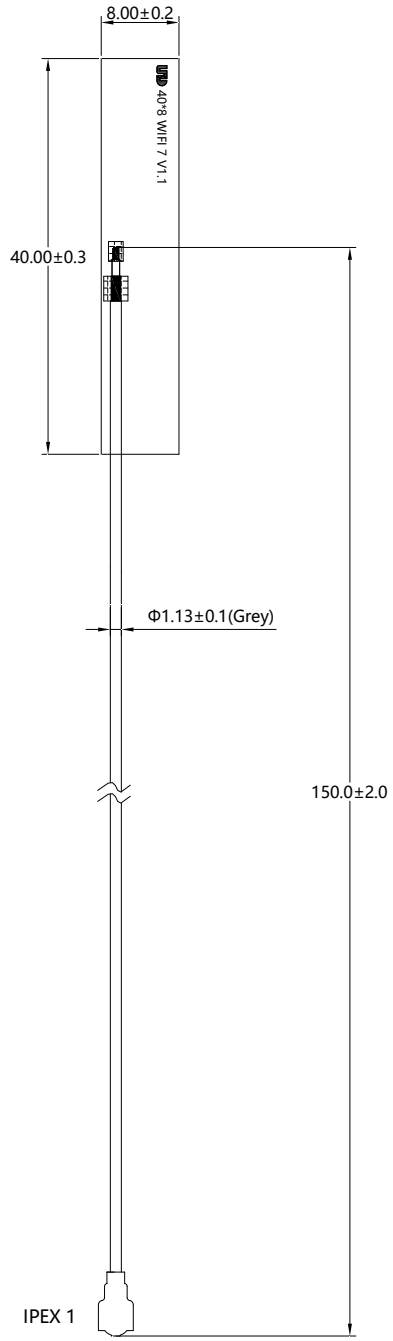

MyAntenna RF Technology Co., Ltd
ADD:Room 410, Building A, Fenghuang Zhigu, No. 50 Tiezi Road, Gongle Community, Xixiang Street, Baoan District, Shenzhen
TEL：+86-0755-86503881 E-mail：nfc@imyantenna.com