H3-MACPCT0038

5-1218MHz 75Ω 17.5dB Coupler

- **APPLICATIONS**
- Ideally suited for high volume CATV/Broadband applications.
- **FEATURES**
- Surface mount
- 17.5dB Coupler
- RoHS compliant and Pb free
- Available on tape and reel

DIMENSIONS

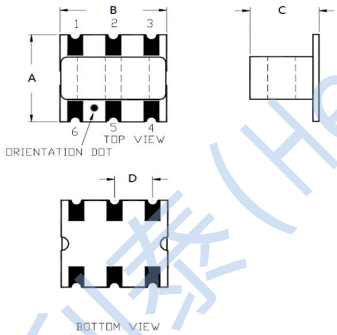

Land Pattern

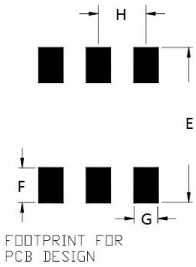

A	B	C
6.35	7.11	3.40
D		
2.54		

E	F	G
7.87	1.78	1.27
H		
2.54		

Unless otherwise stated dimensions are in mm

Tolerance: .xx ± 0.25, .xxx ± 0.05

FUNCTIONAL SCHEMATIC

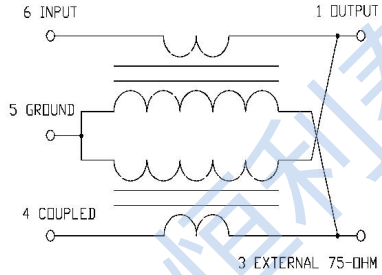

PIN CONFIGURATION

Pin No.	Function
1	Output
2	Not Connected
3	External 75 Ohm
4	Coupled
5	Ground
6	Input

APPLICATION & TEST CIRCUIT

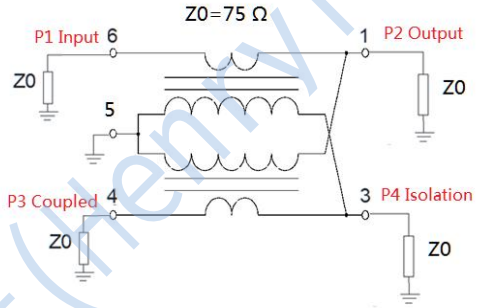

ELECTRICAL SPECIFICATIONS@25℃:

Parameters (P#: ENA PORT)	frequency band	Min.	Typ.	Max.	Unit
Port Impedance, Z0(P1/P2/P3/P4)			75/75/75/75		Ohm
Coupling (pin6-4)	5 - 1218 MHz	17.0	17.5	18.0	dB
Main Line Loss (pin6-1)	5 - 870 MHz		0.55	0.7	dB
	870 - 1000 MHz		0.65	0.75	dB
	1000 - 1218 MHz		0.75	0.85	dB
Input Return Loss (pin6)	5 - 870 MHz	20	24		dB
	870 - 1000 MHz	20	23		dB
	1000 - 1225 MHz	20	22		dB
Output Return Loss (pin1)	5 - 870 MHz	20	22		dB
	870 - 1000 MHz	20	23		dB
	1000 - 1225 MHz	18	20		dB
Coupled Return Loss (pin4)	5 - 870 MHz	20	24		dB
	870 - 1000 MHz	20	23		dB
	1000 - 1225 MHz	18	20		dB
Directivity (pin6-3)	5 - 870 MHz	13	15		dB
	870 - 1000 MHz	12	14		dB
	1000 - 1225 MHz	11	13		dB

ABSOLUTE MAXIMUM RATINGS

Parameter	Value
Input RF Power	0.5W Max
DC Current	500mA Max
Operating Temperature Range	-40 to125℃
Storage Temperature Range	-40 to125℃

Tel: +86-28-85589664
E-mail: mr_li@henglitaitech.com
Web: www.hltchips.com
Adress:Room 1401, 14th Floor, Building 5, Huaxi Science and Technology Innovation Center, No. 50, Shuxi Road, Jinniu District, Chengdu City

TEST CURVE

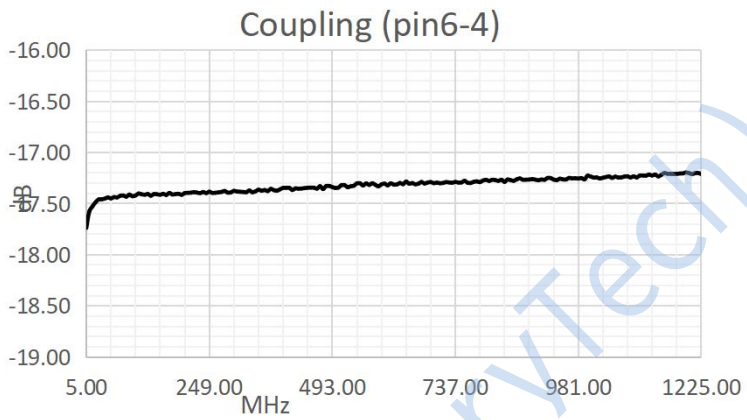

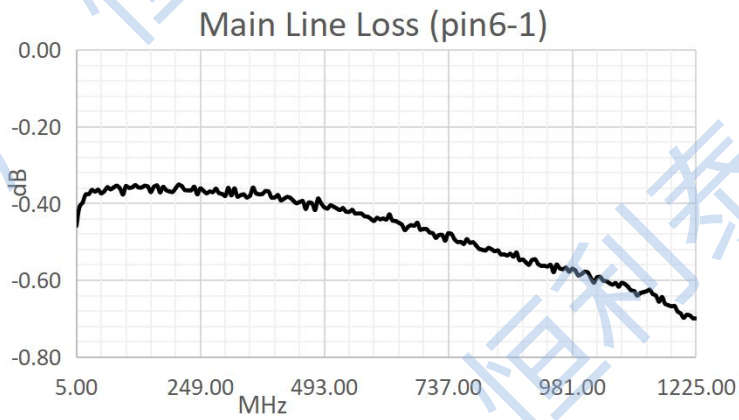

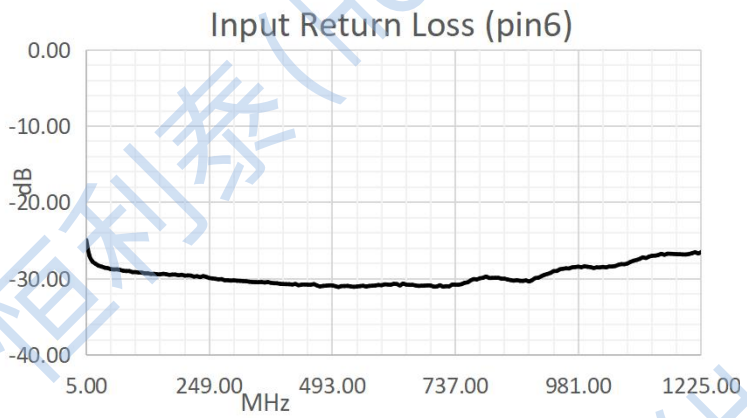

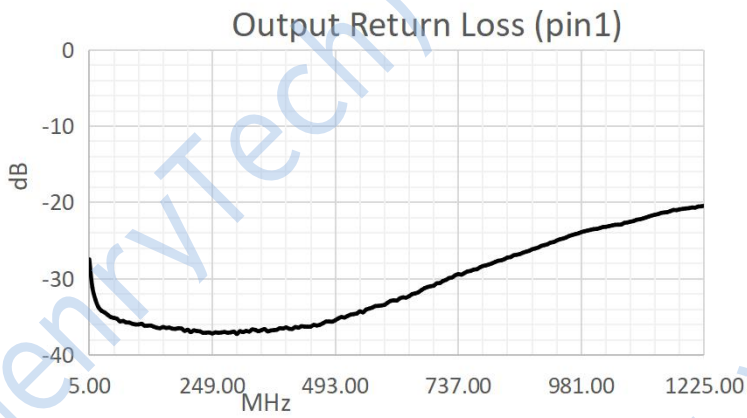

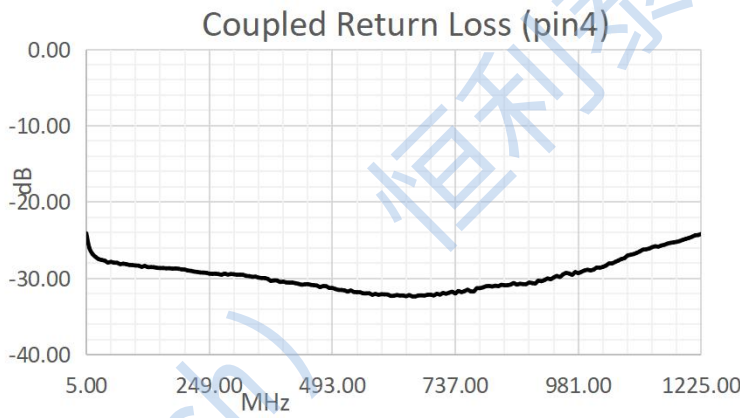

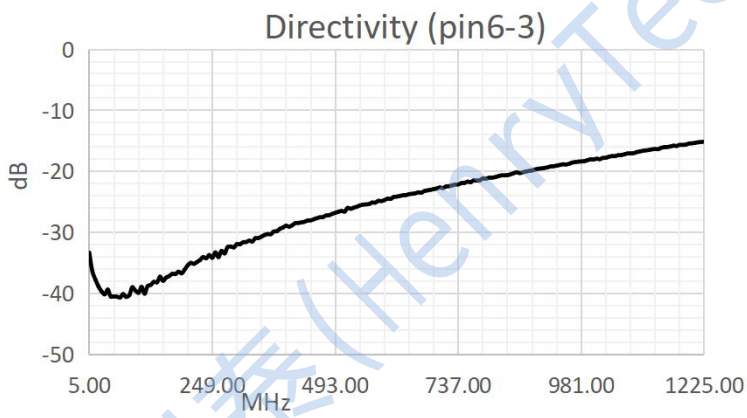

Tel: +86-28-85589664
E-mail: mr_li@henglitaitech.com
Web: www.hltchips.com
Adress:Room 1401, 14th Floor, Building 5, Huaxi Science and Technology Innovation Center, No. 50, Shuxi Road, Jinniu District, Chengdu City