| REVISIONS | | | | | |
|---|---|---|---|---|---|
| REV. | ECN NO. | LOCATION | DESCRIPTION | DATE | DESIGN |
| A0 | N/A | | INITIAL RELEASE | / | / |
| A1 | N/A | | 尺寸及料号变更，图面升级整理图面 | 2024.11.27 | 阿树 |

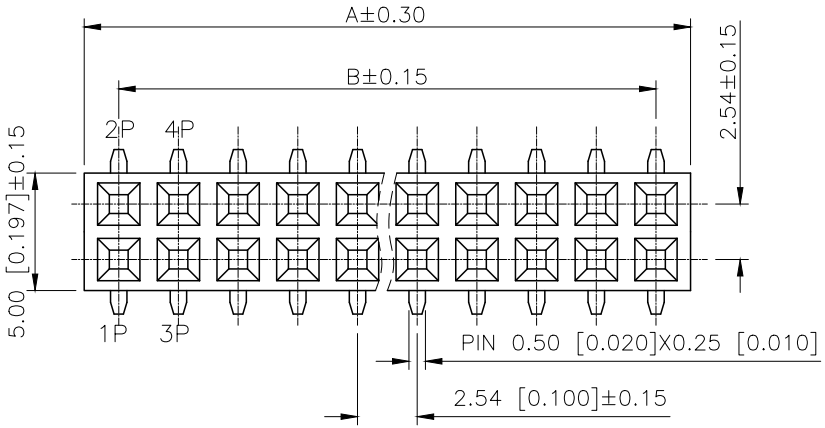


SPECIFICATIONS
Rated Current:3.0AMP
Contact Resistance:20mΩ Max
Withstand Voltage:1000V AC/DC
Insulation Resistance:1000MΩ Min
Operation Temperature:−40°c to +105°c
Contact Material:Brass
Contact Plating:Au or Sn Over Ni
Insulator Material:Polyester(UL94V−0)
Standard: PA6T
Max.Processing Temp: 230°C for 30−60 seconds
(260°C for 10 seconds)

| Poles | Dimensions(mm) | | Poles | Dimensions(mm) | |
|---|---|---|---|---|---|
| | A | B | | A | B |
| 2X01 | 2.94 | / | 2X21 | 53.74 | 50.80 |
| 2X02 | 5.48 | 2.54 | 2X22 | 56.28 | 53.34 |
| 2X03 | 8.02 | 5.08 | 2X23 | 58.82 | 55.88 |
| 2X04 | 10.56 | 7.62 | 2X24 | 61.36 | 58.42 |
| 2X05 | 13.10 | 10.16 | 2X25 | 63.90 | 60.96 |
| 2X06 | 15.64 | 12.70 | 2X26 | 66.44 | 63.50 |
| 2X07 | 18.18 | 15.24 | 2X27 | 68.98 | 66.04 |
| 2X08 | 20.72 | 17.78 | 2X28 | 71.52 | 68.58 |
| 2X09 | 23.26 | 20.32 | 2X29 | 74.06 | 71.12 |
| 2X10 | 25.80 | 22.86 | 2X30 | 76.60 | 73.66 |
| 2X11 | 28.34 | 25.40 | 2X31 | 79.14 | 76.20 |
| 2X12 | 30.88 | 27.94 | 2X32 | 81.68 | 78.74 |
| 2X13 | 33.42 | 30.48 | 2X33 | 84.22 | 81.28 |
| 2X14 | 35.96 | 33.02 | 2X34 | 86.76 | 83.82 |
| 2X15 | 38.50 | 35.56 | 2X35 | 89.30 | 86.36 |
| 2X16 | 41.04 | 38.10 | 2X36 | 91.84 | 88.90 |
| 2X17 | 43.58 | 40.64 | 2X37 | 94.38 | 91.44 |
| 2X18 | 46.12 | 43.18 | 2X38 | 96.92 | 93.98 |
| 2X19 | 48.66 | 45.72 | 2X39 | 99.46 | 96.52 |
| 2X20 | 51.20 | 48.26 | 2X40 | 102.00 | 99.06 |

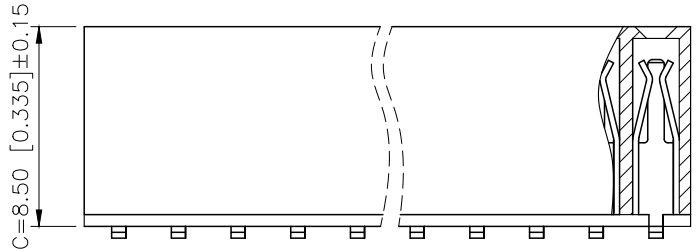


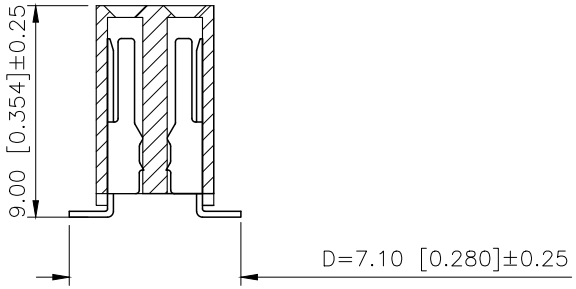


Recommended P.C.B Layout(Top Side)
(PCB BOARD TOLERANCE±0.05)

PART NO.:

X6521 F V S−2x30−C85 D71
① ② ③ ④ ⑤ ⑥ ⑦

①Series No
②Category:F−Female
③Welding Board Angle:V−Stright 180°
④Welding Way: S−SMT
⑤Row No.Pin No:2xXX−2x01~2x40Pin
⑥Plastic Height:C=8.50mm
⑦Pin Pitch:D=7.10MM

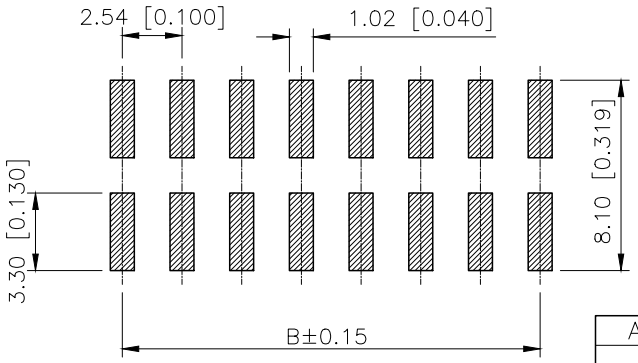


PCB LAYOUT

| X6521FVS−2x30−C85D71 | PA6T | Brass | X6521W |
|---|---|---|---|
| PART NO | Material | Material(pin) | Suitable XKB Wafer |

| AuGLAR | ±5° |
|---|---|
| X. | ±0.40 |
| X.x | ±0.30 |
| X.xx | ±0.20 |
| X.xxx | ±0.15 |
| UNSPECIFIED TOLERAuCES | |

XKB Connection 星创

| | | | |
|---|---|---|---|
| DESIGN | 阿树 | VIEW: | MODEL TYPE: 2.54mm BTB Connectors |
| CHECKED | | UNIT: mm/in | PART NO.: X6521FVS−2x30−C85D71 |
| APPROVED | | SIZE: A4 | DWG NO.: X−X6521FVS−2x30−C85D71 |

XKB INDUSTRIAL PRECISION CO.,LIMITED

| SCALE | PAGE | REVISION |
|---|---|---|
| N/A | 1/1 | A1 |