Jieying Communication Technology (Shenzhen) Co., Ltd.
http://www.jytxjs.cn

High Pass Filter

JY-HFCN-1320+

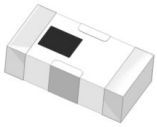

Generic photo used for illustration purposes only

50Ω 1400 to 5000 MHz

Features

- excellent power handling
- Small size
- 7 sections
- temperature stable
- LTCC construction with great moisture resistance, corrosion resistance, and high reliability

Applications

- sub-harmonic rejection
- transmitters/receivers
- base station of mobile communication and lab use

Electrical Specifications[1] (T_{AMB}= 25° C)

STOP BAND (MHz) (Loss>40dB) Min.	STOP BAND (MHz) (Loss>20dB) Min.	FCO,(MHz) Nom. (Loss 3dB) Typ.	PASS BAND (MHz) (Loss<1.3dB) Max.	PASS BAND (MHz) (Loss<2dB) Max.	VSWR (:1) Stopband Typ.	VSWR (:1) Frequency (MHz) 1.5:1	POWER INPUT (W)	NO. OF SECTIONS
880	1060	1390	1700-3800	1400-5000	20:1	1700-3700	7	7

1. In Application where DC voltage is present at either input or output ports, coupling capacitors are required.

Typical Performance Data at 25° C

Frequency (MHz)	Insertion Loss (dB)	VSWR (:1)
10	69.74	292.73
100	64.40	181.82
880	50.42	41.18
1060	38.91	28.54
1180	25.43	17.64
1260	14.94	9.46
1320	7.61	4.13
1400	2.76	1.43
1700	1.04	1.19
3700	0.60	1.38
3800	0.65	1.47
5000	1.45	2.56
6000	1.73	2.88
8000	1.36	2.26

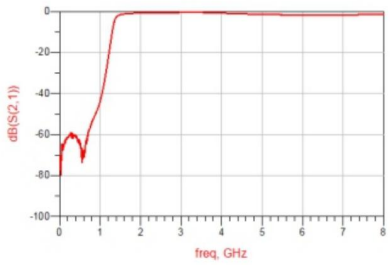

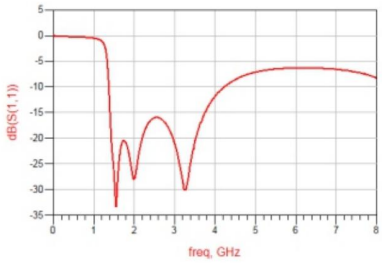

Suggested PCB Layout



NOTES: 1. COPLANAR WAVEGUIDE PARAMETERS ARE SHOWN FOR ROGERS RO4350 WITH THICKNESS .508" ± .0015". COPPER: 1/2 OZ. EACH SIDE. FOR OTHER MATERIALS TRACE WIDTH & GAP MAY NEED TO BE MODIFIED.

2. BOTTOM SIDE OF THE PCB IS CONTINUOUS GROUND PLANE.

DENOTES PCB COPPER LAYOUT WITH SMOBC (SOLDER MASK OVER BARE COPPER)

DENOTES COPPER LAND PATTERN FREE OF SOLDER MASK

electrical schematic

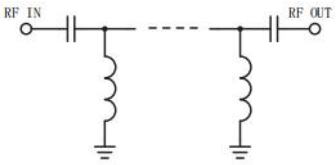

Pin Connections

RF IN	1
RF OUT	3
GROUND	2,4

Maximum Ratings

Operating Temperature	-55°C to 100°C
Storage Temperature	-55°C to 100°C
RF Power Input	7W at 25°C

* Passband rating, derate linearly to 3.5W at 100°C ambient.
Permanent damage may occur if any of these limits are exceeded.

Outline Drawing

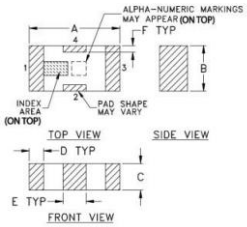

PCB Land Pattern

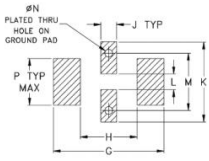

Suggested Layout
Tolerance to be within ±0.05

Outline Dimensions: Unit (mm)					
A	3.20	B	1.60	C	0.95
D	0.51	E	0.81	F	0.23
G	4.29	H	2.21	J	0.61
K	3.10	L	0.61	M	2.21
N	0.30	P	1.80	wt	0.02g

JY-HFCN-1320+

Tel : +86 0755-27881106
Fax : +86 0755-27597069
Add : 806 Building B7, Tianrui Industrial Park, Fuyong Street, Baoan District, Shenzhen